



Nylon Liquid Tight Strain Relief Fittings

Multi-Hole - PG Threads





Part Numbers		Thread Type & Size	Dimensions in Inches (mm)			
-40°F to 212°F (-40°C to 100°C)			No. of Holes	Diameter of Holes	Part Numbers of Inserts only	
		See page 49 for thread specs	mm	Inches		
Black	Gray					
CD07AP-BK	CD07AP-GY	PG 7 / 1/4" NPT	Solid Insert		1.089.0799.19	
CD09A1-BK	CD09A1-GY	PG 9	4	1.4	.06	1.089.0900.19
CD09A2-BK	CD09A2-GY		2	3.0	.12	1.089.0901.19
CD09A3-BK	CD09A3-GY		5	1.6	.06	1.089.0902.19
CD09A4-BK	CD09A4-GY		2	1.7	.07	1.089.0903.19
CD09A5-BK	CD09A5-GY		10	1.4	.06	1.089.0904.19
CD09A6-BK	CD09A6-GY		6	1.4	.06	1.089.0905.19
CD09A7-BK	CD09A7-GY		3	1.7	.07	1.089.0906.19
CD09A8-BK	CD09A8-GY		4	1.7	.07	1.089.0907.19
CD09A9-BK	CD09A9-GY		4	2.3	.09	1.089.0908.19
CD09AP-BK	CD09AP-GY		Solid Insert		1.089.0999.19	
CD11A1-BK	CD11A1-GY	PG 11	2	3.0	.12	1.089.1100.19
CD11A2-BK	CD11A2-GY		3	3.0	.12	1.089.1101.19
CD11A3-BK	CD11A3-GY		2	4.0	.16	1.089.1102.19
CD11A4-BK	CD11A4-GY		3	1.5	.06	1.089.1103.19
CD11A5-BK	CD11A5-GY		4	2.8	.11	1.089.1104.19
CD11AP-BK	CD11AP-GY		Solid Insert		1.089.1199.19	
CD13A1-BK	CD13A1-GY	PG 13 / 13.5	3	2.0	.08	1.089.1300.19
CD13A2-BK	CD13A2-GY		6	3.0	.12	1.089.1301.19
CD13A3-BK	CD13A3-GY		3	4.0	.16	1.089.1302.19
CD13A4-BK	CD13A4-GY		2	5.0	.20	1.089.1303.19
CD13A5-BK	CD13A5-GY		3	3.0	.12	1.089.1304.19
CD13A6-BK	CD13A6-GY		2	5.2	.20	1.089.1305.19
CD13A7-BK	CD13A7-GY		2	3.8	.15	1.089.1306.19
CD13A8-BK	CD13A8-GY		2	4.2	.17	1.089.1307.19
CD13A9-BK	CD13A9-GY		2	2.5	.10	1.089.1308.19
CD13AP-BK	CD13AP-GY		Solid Insert		1.089.1399.19	
CD16A1-BK	CD16A1-GY	PG 16	3	3.0	.12	1.089.1600.19
CD16A2-BK	CD16A2-GY		3	4.0	.16	1.089.1601.19
CD16A3-BK	CD16A3-GY		4	4.0	.16	1.089.1602.19
CD16A4-BK	CD16A4-GY		5	4.0	.16	1.089.1603.19
CD16A5-BK	CD16A5-GY		6	4.0	.16	1.089.1604.19
CD16A6-BK	CD16A6-GY		2	6.0	.24	1.089.1605.19
CD16A7-BK	CD16A7-GY		3	5.6	.22	1.089.1606.19
CD16A8-BK	CD16A8-GY		6	3.0	.12	1.089.1607.19
CD16A9-BK	CD16A9-GY		4	3.0	.12	*1.089.1610.19
CD16A0-BK	CD16A0-GY		* 6	3.8	.15	1.089.1609.19
CD16AP-BK	CD16AP-GY	Solid Insert		1.089.1699.19		

*Note: UL f1 rating applies to Black Nylon Fittings only.
 *Note: This Insert has slotted holes.



Multi-Hole Inserts are available in Silicone and Viton® upon request. Viton® is a federally registered trademark of DuPont Dow Elastomer. For Material Specifications and Approval Information, please refer to page 45.

Part Numbers		Thread Type & Size	Dimensions in Inches (mm)				
-40°F to 212°F (-40°C to 100°C)			No. of Holes	Diameter of Holes	Part Numbers of Inserts only		
		See page 49 for thread specs	mm	Inches			
Black	Gray						
CD21A1-BK	CD21A1-GY	PG 21	4	6.0	.24	1.089.2100.19	
CD21A2-BK	CD21A2-GY		3	7.0	.28	1.089.2101.19	
CD21A3-BK	CD21A3-GY		2	8.0	.31	1.089.2102.19	
CD21A4-BK	CD21A4-GY		4	5.0	.20	1.089.2103.19	
CD21A5-BK	CD21A5-GY		1	8.0	.31	1.089.2104.19	
CD21A6-BK	CD21A6-GY		4	5.2	.20	1.089.2105.19	
CD21A7-BK	CD21A7-GY		3	5.2	.20	1.089.2106.19	
CD21A8-BK	CD21A8-GY		4/1	5.2/3.7	.20/.15	1.089.2107.19	
CD21A9-BK	CD21A9-GY		2	7.4	.29	1.089.2108.19	
CD21AP-BK	CD21AP-GY		Solid Insert		1.089.2199.19		
CD29A1-BK	CD29A1-GY		PG 29	6	6.5	.26	1.089.2900.19
CD29A2-BK	CD29A2-GY			4	9.0	.35	1.089.2901.19
CD29A3-BK	CD29A3-GY			4	9.5	.37	1.089.2902.19
CD29A9-BK	CD29A9-GY	2		11.0	.43	1.089.2908.19	
CD29AP-BK	CD29AP-GY	Solid Insert		1.089.2999.19			
CD36A1-BK	CD36A1-GY	PG 36	5	9.0	.35	1.089.3600.19	
CD36A2-BK	CD36A2-GY		7	9.0	.35	1.089.3601.19	
CD36A3-BK	CD36A3-GY		6	8.0	.31	1.089.3602.19	
CD36A4-BK	CD36A4-GY		2	15.0	.59	1.089.3603.19	
CD36AP-BK	CD36AP-GY		Solid Insert		1.089.3699.19		
CD42A1-BK	CD42A1-GY	PG 42	3	14.0	.55	1.089.4203.19	
CD42AP-BK	CD42AP-GY		Solid Insert		1.089.4299.19		
CD48A1-BK	CD48A1-GY	PG 48	8	10.0	.39	1.089.4800.19	
CD48A2-BK	CD48A2-GY		6	12.0	.47	1.089.4801.19	
CD48A3-BK	CD48A3-GY		3	18.0	.71	1.089.4802.19	
CD48AP-BK	CD48AP-GY		Solid Insert		1.089.4899.19		

For Strain Relief Fitting specifications and dimensions see Page 4.

Fittings with Multi-Hole Inserts are also available with Flex Nut.
 To order, substitute "CF" for "CD"
 (e.g. CD09A1-BK becomes CF09A1-BK)

Dome Fittings also available with the following approvals:



www.sealconex.com



Optional Locking Nuts, O-Rings & Other Accessories starting on Page 28 - 39.