



Nylon Liquid Tight Strain Relief Fittings

Multi-Hole - NPT Threads



Part Numbers		Thread Type & Size	Dimensions in Inches (mm)			
Black	Gray		No. of holes	Diameter of Holes		Part Numbers of Inserts only
				mm	Inches	
CD07AP-BK	CD07AP-GY	PG 7 / 1/4" NPT	Solid Insert		1.089.0799.19	
CD09N1-BK	CD09N1-GY		3/8" NPT	4	1.4	.06
CD09N2-BK	CD09N2-GY	2		3.0	.12	1.089.0901.19
CD09N3-BK	CD09N3-GY	5		1.6	.06	1.089.0902.19
CD09N4-BK	CD09N4-GY	2		1.7	.07	1.089.0903.19
CD09N5-BK	CD09N5-GY	10		1.4	.06	1.089.0904.19
CD09N6-BK	CD09N6-GY	6		1.4	.06	1.089.0905.19
CD09N7-BK	CD09N7-GY	3		1.7	.07	1.089.0906.19
CD09N8-BK	CD09N8-GY	4		1.7	.07	1.089.0907.19
CD09N9-BK	CD09N9-GY	4		2.3	.09	1.089.0908.19
CD09NP-BK	CD09NP-GY	Solid Insert		1.089.0999.19		
CD13N1-BK	CD13N1-GY	1/2" NPT		3	2.0	.08
CD13N2-BK	CD13N2-GY		6	3.0	.12	1.089.1301.19
CD13N3-BK	CD13N3-GY		3	4.0	.16	1.089.1302.19
CD13N4-BK	CD13N4-GY		2	5.0	.20	1.089.1303.19
CD13N5-BK	CD13N5-GY		3	3.0	.12	1.089.1304.19
CD13N6-BK	CD13N6-GY		2	5.2	.20	1.089.1305.19
CD13N7-BK	CD13N7-GY		2	3.8	.15	1.089.1306.19
CD13N8-BK	CD13N8-GY		2	4.2	.17	1.089.1307.19
CD13N9-BK	CD13N9-GY		2	2.5	.10	1.089.1308.19
CD13NP-BK	CD13NP-GY		Solid Insert		1.089.1399.19	
CD16N1-BK	CD16N1-GY		1/2" NPT (Enlarged)	3	3.0	.12
CD16N2-BK	CD16N2-GY	3		4.0	.16	1.089.1601.19
CD16N3-BK	CD16N3-GY	4		4.0	.16	1.089.1602.19
CD16N4-BK	CD16N4-GY	5		4.0	.16	1.089.1603.19
CD16N5-BK	CD16N5-GY	6		4.0	.16	1.089.1604.19
CD16N6-BK	CD16N6-GY	2		6.0	.24	1.089.1605.19
CD16N7-BK	CD16N7-GY	3		5.6	.22	1.089.1606.19
CD16N8-BK	CD16N8-GY	6		3.0	.12	1.089.1607.19
CD16N9-BK	CD16N9-GY	4		3.0	.12	1.089.1610.19*
CD16N0-BK	CD16N0-GY	6		3.8	.15	1.089.1609.19
CD16NP-BK	CD16NP-GY	Solid Insert		1.089.1699.19		

*Note: UL F1 rating applies to Black Nylon Fittings only.

*Note: This Insert has slotted holes.

Fittings with Multi-Hole Inserts are also available with Flex Nut.

- To order, substitute "CF" for "CD" (e.g. CD09N1-BK becomes CF09N1-BK)

Custom Solutions!



Any special insert hole or profile configuration is available for a 1-time set-up fee & a minimum order of 1,000 pieces. For small quantities we suggest drilling or machining the inserts yourself, following these guidelines:

- We suggest drilling the frozen solid insert.
- Drill holes by using a standard high-speed steel drill bit of the proper size at approx. 2500 RPM.
- Drill holes with insert installed in Strain Relief Fitting as a fixture.
- Keep a distance of min. 1 mm (.04 in) between holes.
- The outside holes can be located right against the lip of the strain relief body, as sufficient insert material remains between the hole and the body wall due to the design of the cord grip.

Important:

Design Parameters: Cable diameter should not be less than 80% of hole diameter and the difference between hole and cable diameter should never exceed .04" (1 mm). The Multi Cable fittings will meet NEMA 4x = IP65 if the design parameters are complied with.

To verify a submersible NEMA 6= IP68 application, the final assembly of cables and fittings must be tested by the customer or submitted at the customer's expense to an independent test lab.

Part Numbers		Thread Type & Size	Dimensions in Inches (mm)			
Black	Gray		No. of Holes	Diameter of Holes		Part Numbers of Inserts only
				mm	Inches	
CD21N1-BK	CD21N1-GY	3/4" NPT	4	6.0	.24	1.089.2100.19
CD21N2-BK	CD21N2-GY		3	7.0	.28	1.089.2101.19
CD21N3-BK	CD21N3-GY		2	8.0	.31	1.089.2102.19
CD21N4-BK	CD21N4-GY		4	5.0	.20	1.089.2103.19
CD21N5-BK	CD21N5-GY		1	8.0	.31	1.089.2104.19
CD21N6-BK	CD21N6-GY		4	5.2	.20	1.089.2105.19
CD21N7-BK	CD21N7-GY		3	5.2	.20	1.089.2106.19
CD21N8-BK	CD21N8-GY		4/1	5.2/3.7	.20/.15	1.089.2107.19
CD21N9-BK	CD21N9-GY		2	7.4	.29	1.089.2108.19
CD21NP-BK	CD21NP-GY		Solid Insert		1.089.2199.19	
CD29N1-BK	CD29N1-GY		1" NPT	6	6.5	.26
CD29N2-BK	CD29N2-GY	4		9.0	.35	1.089.2901.19
CD29N3-BK	CD29N3-GY	4		9.5	.37	1.089.2902.19
CD29NP-BK	CD29NP-GY	Solid Insert		1.089.2999.19		
CD29L1-BK	CD29L1-GY	1-1/4" NPT	6	6.5	.26	1.089.2900.19
CD29L2-BK	CD29L2-GY		4	9.0	.35	1.089.2901.19
CD29L3-BK	CD29L3-GY		4	9.5	.37	1.089.2902.19
CD29LP-BK	CD29LP-GY		Solid Insert		1.089.2999.19	
CD36N1-BK	CD36N1-GY	1-1/2" NPT	5	9.0	.35	1.089.3600.19
CD36N2-BK	CD36N2-GY		7	9.0	.35	1.089.3601.19
CD36N3-BK	CD36N3-GY		6	8.0	.31	1.089.3602.19
CD36N4-BK	CD36N4-GY		2	15.0	.59	1.089.3603.19
CD36NP-BK	CD36NP-GY		Solid Insert		1.089.3699.19	

For specifications and dimensions see page 4 where the appropriate Fittings are listed.



Multi-Hole Inserts are available in Silicone and Viton® on request. Viton® is a federally registered trademark of DuPont Dow Elastomer.

Dome Fittings also available with the following approvals:

