

# Conduit System - Nylon (Polyamide) Series

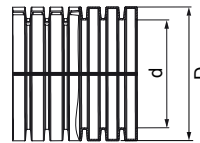
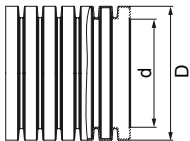
## Solid & Slit Conduit



Conduit Systems

Solid Nylon Conduit: Polyamide - UL 94					
Part Numbers -40°F to 248°F (-40°C to 120°C)	DN Size	Dimensions in Inches (mm)			
		d	D	Roll Length (ft.)	R mm
		Inner Diameter	Outer Diameter		
SM-0610-BK	6	.26 (6.5)	.39 (10)	328	15
SM-0811-BK	8	.33 (8.5)	.45 (11.4)	164	25
SM-1013-BK	10	.39 (10)	.51 (13)	328	25
SM-1216-BK	12	.47 (12)	.62 (15.8)	164	35
SM-1419-BK	14	.56 (14.2)	.72 (18.4)	164	35
SM-1721-BK	17	.65 (16.5)	.83 (21.2)	164	40
SM-2328-BK	23	.91 (23)	1.12 (28.4)	164	45
SM-2934-BK	29	1.14 (29)	1.36 (34.5)	82	55
SM-3642-BK	37	1.42 (36)	1.67 (42.5)	82	65
SM-4854-BK	50	1.89 (48)	2.15 (54.5)	82	80

Slit Nylon Conduit: Polyamide					
Part Numbers -40°F to 248°F (-40°C to 120°C)	DN Size	Dimensions in Inches (mm)			
		d	D	Roll Length (Ft.)	R mm
		Inner Diameter	Outer Diameter		
PS-0610-BK	6	.26 (6.5)	.39 (10)	328	15
PS-1013-BK	10	.39 (10)	.51 (13)	328	25
PS-1216-BK	12	.47 (12)	.62 (15.8)	164	35
PS-1418-BK	14	.56 (14.2)	.72 (18.4)	164	35
PS-1721-BK	17	.65 (16.5)	.83 (21.2)	164	40
PS-2328-BK	23	.91 (23)	1.12 (28.4)	164	45
PS-2935-BK	29	1.14 (29)	1.36 (34.5)	82	55
PS-3743-BK	37	1.42 (36)	1.67 (42.5)	82	65
PS-5055-BK	50	1.89 (48)	2.15 (54.5)	82	80



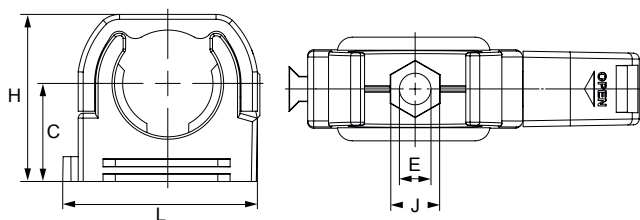
Nylon Polyamide cable conduits are characterised by their particularly high degree of flexibility. Whether in the standard or slotted version, even extremely mobile applications are no problem for the Nylon conduit. A large number of matching fittings and accessories provide solutions for all conceivable installation situations.



# Conduit System - Nylon (Polyamide) Series

## Mounting Bracket

- Quick assembly thanks to single-hole fixing
- Simply snaps into conduit



Mount Holds conduit securely in place.  
**Material:** Polyamide PA 6  
 • V0 Rated

Mounting Bracket: Snap-In - Nylon						
Part Numbers -22°F to 176°F (-30°C to 80°C)	Fits Conduit DN Size	Dimensions Inches (mm)				
		H	L	C	J	E
		Body Height	Body Length	Height to Center	Screw Head Size	Screw Hole Size
PFC10	10	.62 (15.7)	1.13 (28.7)	1.08 (27.5)	.20 (5)	.28 (7)
PFC12	12	.52 (13.1)	1.17 (29.8)	.94 (24)	.21 (5.3)	.33 (8.3)
PFC14	14	.70 (17.75)	1.39 (35.2)	1.15 (29.3)	.21 (5.3)	.34 (8.5)
PFC17	17	.78 (19.75)	1.58 (40.2)	1.31 (33.2)	.21 (5.3)	.34 (8.5)
PFC23	23	.93 (23.5)	2.07 (52.6)	1.59 (40.5)	.21 (5.3)	.34 (8.5)
PFC29	29	1.16 (29)	2.39 (60.7)	1.89 (48)	.25 (6.5)	.43 (11)
PFC37	37	1.06 (30.4)	2.72 (69)	2.24 (57)	.25 (6.5)	.43 (11)
PFC50	50	1.49 (37.9)	3.43 (87)	2.80 (71)	.25 (6.5)	.43 (11)

Dome Fittings also available with the following approvals:



www.SealconEX.com

For Material Specifications and Approval Information refer to page 52.