


## Connectors M 23 RJ 45



## Product Overview




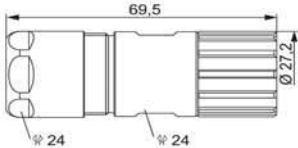
## Technical Data


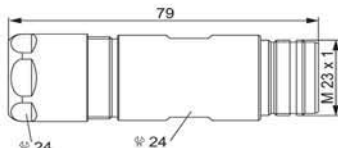
### M 23 RJ 45 Control Signal Connectors


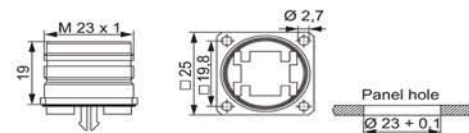
| Technical Data                      | Materials and Technical Data              |
|-------------------------------------|---|
| Housing                             | Brass Alloy, Die Cast                     |
| Housing Surface                     | Nickel Plated                             |
| Inserts (for contacts)              | PBT UL-94 V0, PA 6                        |
| Contacts                            | Brass Alloy                               |
| Contact Surface at point of contact | Depends on RJ 45 type used                |
| Seals / O-Rings                     | NBR / FKM (Viton)                         |
| Temperature Range                   | Depends on RJ 45 type used                |
| Degree of Protection                | IP 67 / IP 69K per EN 60529 (mated)       |
| Cable diameter range                | 3-7 / 7-12 / 11-17mm                      |
| Number of Positions                 | 4 / 6 / 8 poles, optional 4+2 / 6+2 / 8+2 |
| Nominal Current <sup>1)</sup> [A]   | Depends on RJ 45 type used                |
| Nominal Voltage <sup>2)</sup> [V~]  | Depends on RJ 45 type used                |
| Test Voltage [V~]                   | Depends on RJ 45 type used                |
| Insulation Resistance [MΩ]          | Depends on RJ 45 type used                |
| Max. Crossover Resistance [mΩ]      | Depends on RJ 45 type used                |
| Max. Data Rate                      | Depends on RJ 45 type used                |


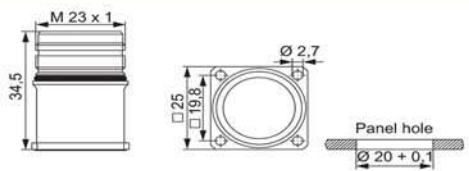
<sup>1), 2)</sup> See Technical Information page 14

## Connectors M 23 RJ 45 / Housing

| Straight Connector Female Thread  |   | Cable-Ø   | Part Number                           |
|---|---|---|---------------------------------------|
|  |  | 3 – 7 mm (.12 - .28") .....7.R10.400.000          | Connector with insert for patch cable |
|   |   | Suitable patch cable and plugs can be recommended |                                       |
| Assembly instructions page 61   |   |   |                                       |

| Straight Connector Male Thread   |  | Cable-Ø                                  | Part Number                           |
|--|--|--|---------------------------------------|
|  |  | 3 – 7 mm (.12 - .28") .....7.R20.408.000 | Incl. 8 poles coupler, fully occupied |
|  |  | Assembly instructions page 62            |                                       |

| Panel Connector Front Mount, dip solder insert                                      |   | Type                                      | Part Number                         |
|---|---|---|-------------------------------------|
|  |  | 4 holes 2.7 mm, Flange .....7.R40.008.000 | Incl. 8 poles dip solder insert     |
|   |   | 4 holes 2.7 mm, Flange .....7.R40.082.000 | Incl. 8 + 2 poles dip solder insert |

| Panel Connector, Front Mount  |   | Type                                  | Part Number                               |
|---|---|---------------------------------------|---|
|  |  | <b>with vibration protection</b>      | 4 holes 2.7 mm, Flange .....7.R41.008.000 |
|   |   | Incl. 8 poles coupler, fully occupied |   |

## Connectors M 23 RJ 45 / Housing


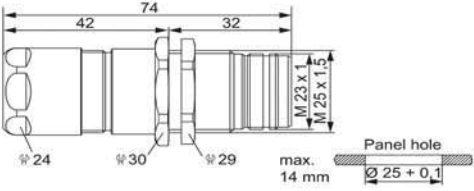
| Type   | Part Number | Single Hole Panel Connector |  |
|--|-------------|-----------------------------|--|
| <b>Front Mount</b><br>M 20 x 1,5 thread.....7.R42.008.000<br>Incl. 8 poles coupler, fully occupied |             |                             |  |
| <b>Optional:</b><br>Gasket M 20 x 1,5, Locking Nut   |             |                             |  |


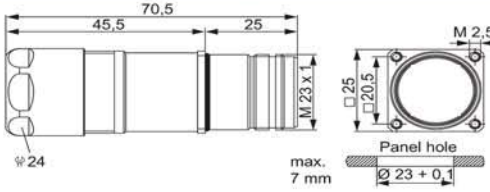
| Type   | Part Number | Single Hole Panel Connector |  |
|--|-------------|-----------------------------|--|
| <b>Rear Mount</b><br>M 25 x 1,5 thread .....7.R50.008.000<br>Incl. 8 poles coupler, fully occupied |             |                             |  |
| M 25 x 1,5 Locking Nut included  |             |                             |  |

| Type   | Part Number | Right Angle Panel Connector, Male Thread |  |
|--|-------------|--|--|
| 300° rotating, locking screw at flange<br>4 holes 2.7 mm, Flange .....7.R43.008.000<br>Incl. 8 poles coupler, fully occupied |             |  |  |
| <b>Optional:</b><br>Gasket   |             |  |  |
| Simple installation with M 2.5 screws  |             |  |  |






| Type  | Part Number | Panel Connector Rear Mount, dip solder insert |  |
|---|-------------|---|--|
| <b>with vibration protection</b><br>4x M 3 thread, Flange .....7.R45.008.000<br>Incl. 8 poles dip solder insert |             |   |  |
| 4x M 3 thread, Flange .....7.R45.082.000<br>Incl. 8 + 2 poles dip solder insert                                 |             |   |  |

## Connectors M 23 RJ 45 / Housing



| Single Hole Panel Connector with strain relief                                    |   | Cable-Ø   | Part Number |
|---|---|---|-------------|
|  |  | <b>Single Hole, Rear Mount , M 25 x 1,5 thread</b><br>3 – 7 mm (.12- .28") .....7.R52.408.000<br>Incl. 8 poles coupler, fully occupied<br><br>M 25 x 1,5 Locking Nut included |             |
|   |   |   |             |

| Panel Connector with strain relief   |  | Cable-Ø  | Part Number |
|--|--|--|-------------|
|  |  | <b>4x M 2,5 thread, Flange, Rear Mount</b><br>3 – 7 mm (.12- .28") .....7.R47.408.000<br>Incl. 8 poles coupler, fully occupied |             |
|  |  |  |             |

## Connectors M 23 RJ 45 / Accessories

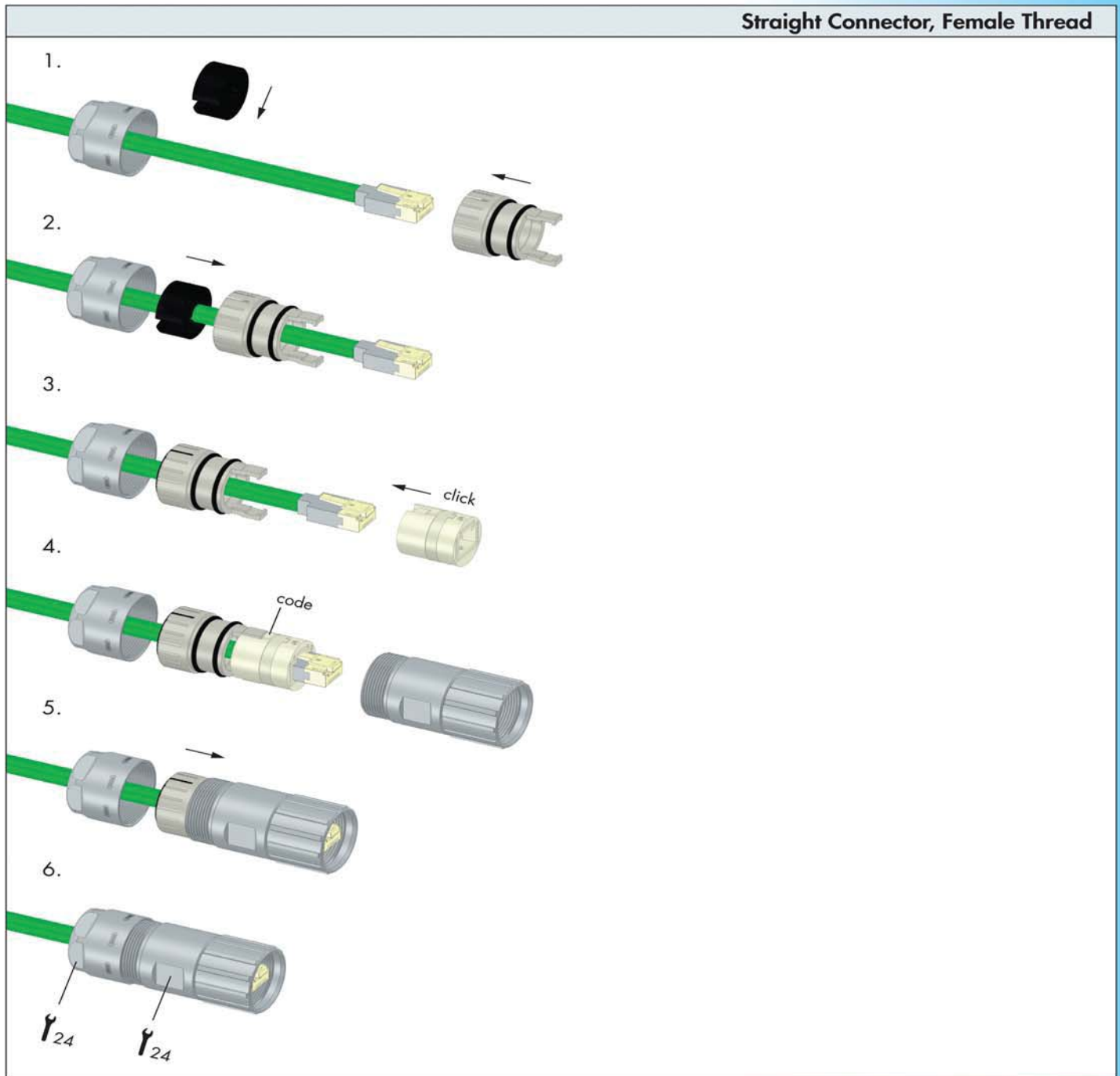
| Type   | Part Number   | Accessories   |
|--|---|---|
| Plastic protective cap<br>for connectors with male thread .....            | 7.000.900.101   |    |
| for connectors with female thread .....                                    | 7.000.900.102   |   |
| Brass protective cap<br>for connectors with female thread .....            | 7.010.900.183   |    |
| Brass protective cap<br>for connectors with male thread .....              | 7.010.900.102   |   |
| Brass protective cap with chain<br>for connectors with female thread ..... | Length 70 mm ..... 7.010.9S0.783<br>Length 100 mm ..... 7.010.9S1.083 |  |
| Brass protective cap with chain<br>for connectors with male thread .....   | Length 70 mm ..... 7.010.9S0.702<br>Length 100 mm ..... 7.010.9S1.002 |   |
| Adapter flange for straight connectors .....                               | 7.010.900.128   |  |

## Connectors M 23 RJ 45 / Accessories

| Accessories  | Type   | Part Number   |
|--|--|---|
|   | Adapter for Conduit Fittings                               | Snapflex 16..... 7.010.900.204<br>DN 12 ..... 7.010.900.205<br>Snapflex 20..... 7.010.900.206<br>DN 14 ..... 7.010.900.207<br>Snapflex 25..... 7.010.900.208<br>DN 17 ..... 7.010.900.209 |
|   | Suitable patch cable .....on request                       |   |
|  | Field attachable RJ 45 Connector and Plugs .....on request |   |

## Connectors M 23 RJ 45 / Assembly Instructions

### Straight Connector, Female Thread



## Connectors M 23 RJ 45 / Assembly Instructions

