

## Enclosures made of Steel

### Series 18 with smooth walls

The enclosures are made of grey RAL 7035 powder coated steel, ideally used in terminal boxes.

Standard equipment includes a perforated mounting angle to facilitate installation of the mounting plate or DIN rails. This makes it possible to drill access holes for cables anywhere along the sidewalls.

A 120 mm (4 3/4") deep Steel Enclosure with mounting flange or with Polycarbonate translucent top will be available upon request.

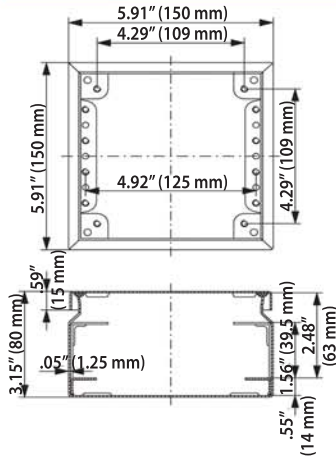
The following approved enclosures are available upon request:

Technical Information		Polyester Painted Steel
Protection EN 60529		IP 66
Impact EN 50102		IK 09
Standard color		Grey RAL 7035
Gasket		PUR (Polyurethane)
Cover screws		Stainless steel AISI 304



## Enclosures made of Steel

### 5.91 x 5.91 x 3.15" (150 x 150 x 80 mm)



Painted Steel	Part Number
Plain sides	3.180.0798.60

Assembly and machining services of your enclosures are available upon request. Drawings with additional dimensions can be furnished upon request.

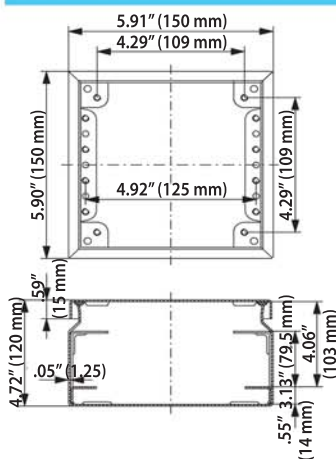
Accessories	Part Number
Mounting plate, 2 mm thick, galvanized steel	3.180.0573.94
DIN Rail, DIN 35	3.180.0568.78



Cover screws and seals as well as assembly screws and plugs are included.

Additional accessories available upon request

### 5.91 x 5.91 x 4.72" (150 x 150 x 120 mm)



Painted Steel	Part Number
Plain sides	3.180.0892.03

Assembly and machining services of your enclosures are available upon request. Drawings with additional dimensions can be furnished upon request.

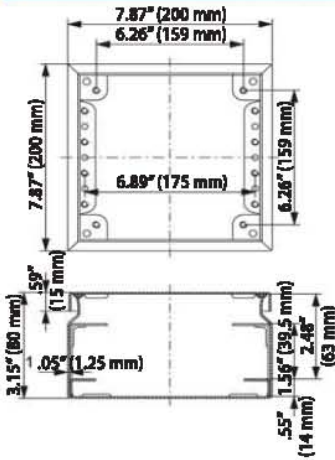
Accessories	Part Number
Mounting plate, 2 mm thick, galvanized steel	3.180.0573.94
DIN Rail, DIN 35	3.180.0568.78



Cover screws and seals as well as assembly screws and plugs are included.

Additional accessories available upon request

**7.87 x 7.87 x 3.15" (200 x 200 x 80 mm)**



Painted Steel	Part Number
Plain sides	3.180.0798.77

Assembly and machining services of your enclosures are available upon request. Drawings with additional dimensions can be furnished upon request.

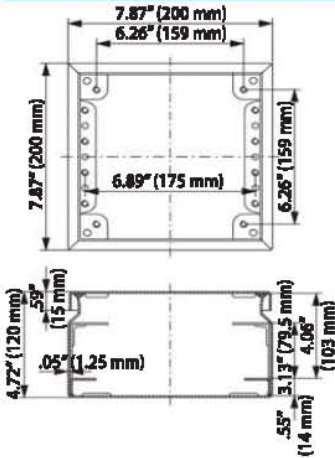
Accessories	Part Number
Mounting plate, 2 mm thick, galvanized steel	3.180.0574.17
DIN Rail, DIN 35	3.180.0568.85



Cover screws and seals as well as assembly screws and plugs are included.

Additional accessories available upon request

**7.87 x 7.87 x 4.72" (200 x 200 x 120 mm)**



Painted Steel	Part Number
Plain sides	3.180.0892.10

Assembly and machining services of your enclosures are available upon request. Drawings with additional dimensions can be furnished upon request.

Accessories	Part Number
Mounting plate, 2 mm thick, galvanized steel	3.180.0574.17
DIN Rail, DIN 35	3.180.0568.85

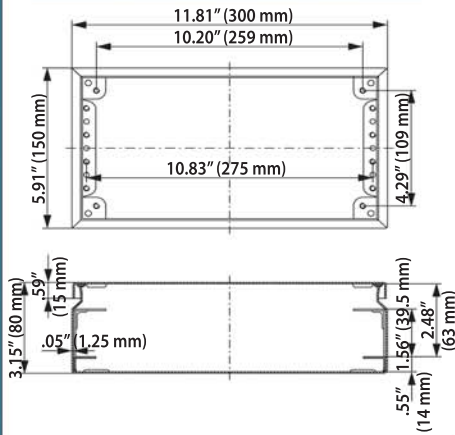


Cover screws and seals as well as assembly screws and plugs are included.

Additional accessories available upon request

## Enclosures made of Steel


### 11.81 x 5.91 x 3.15" (300 x 150 x 80 mm)



Painted Steel	Part Number
Plain sides	3.180.0798.84

Assembly and machining services of your enclosures are available upon request. Drawings with additional dimensions can be furnished upon request.

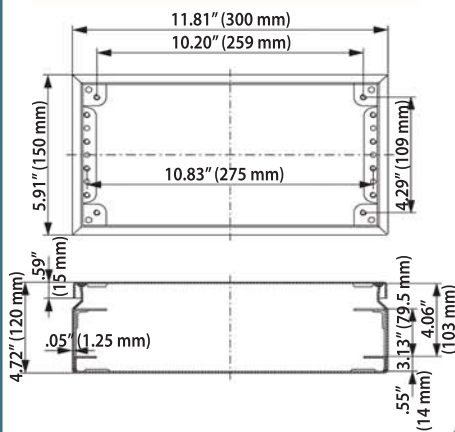
Accessories	Part Number
Mounting plate, 2 mm thick, galvanized steel	3.180.0994.62
DIN Rail, DIN 35	3.180.0568.92



Cover screws and seals as well as assembly screws and plugs are included.

Additional accessories available upon request

### 11.81 x 5.91 x 4.72" (300 x 150 x 120 mm)



Painted Steel	Part Number
Plain sides	3.180.0892.27

Assembly and machining services of your enclosures are available upon request. Drawings with additional dimensions can be furnished upon request.

Accessories	Part Number
Mounting plate, 2 mm thick, galvanized steel	3.180.0994.62
DIN Rail, DIN 35	3.180.0568.92



Cover screws and seals as well as assembly screws and plugs are included.

Additional accessories available upon request

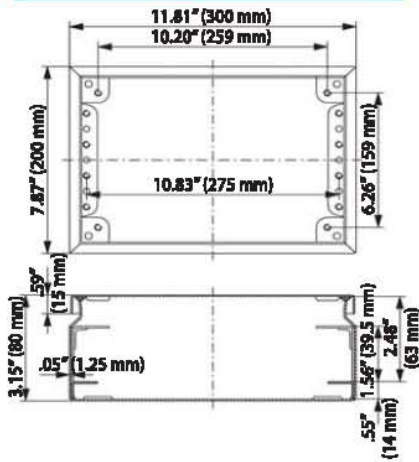

**11.81 x 7.87 x 3.15" (300 x 200 x 80 mm)**



Painted Steel	Part Number
Plain sides	3.180.0798.91

Accessories	Part Number
Mounting plate, 2 mm thick, galvanized steel	3.180.0994.79
DIN Rail, DIN 35	3.180.0568.92

Assembly and machining services of your enclosures are available upon request. Drawings with additional dimensions can be furnished upon request.



Cover screws and seals as well as assembly screws and plugs are included.

Additional accessories available upon request

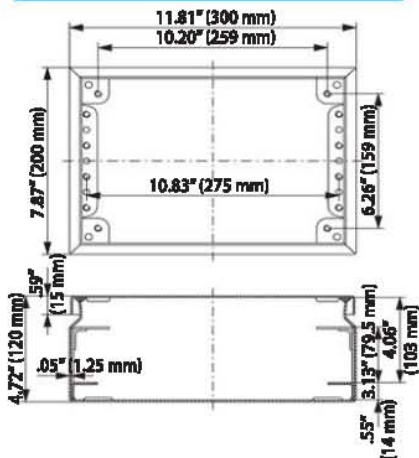

**11.81 x 7.87 x 4.72" (300 x 200 x 120 mm)**



Painted Steel	Part Number
Plain sides	3.180.0892.34

Accessories	Part Number
Mounting plate, 2 mm thick, galvanized steel	3.180.0994.79
DIN Rail, DIN 35	3.180.0568.92

Assembly and machining services of your enclosures are available upon request. Drawings with additional dimensions can be furnished upon request.

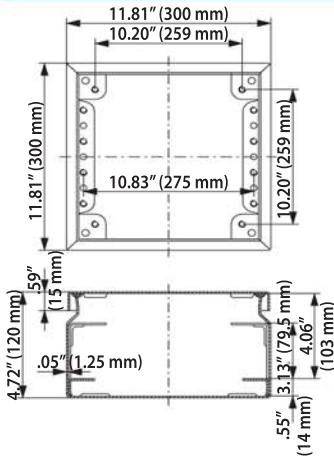


Cover screws and seals as well as assembly screws and plugs are included.

Additional accessories available upon request

## Enclosures made of Steel

### 11.81 x 11.81 x 4.72" (300 x 300 x 120 mm)



Painted Steel	Part Number
Plain sides	3.180.0892.41

Assembly and machining services of your enclosures are available upon request. Drawings with additional dimensions can be furnished upon request.

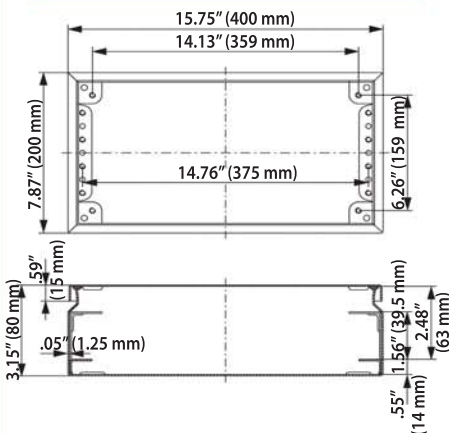
Accessories	Part Number
Mounting plate, 2 mm thick, galvanized steel	3.180.0574.79
DIN Rail, DIN 35	3.180.0568.92



Cover screws and seals as well as assembly screws and plugs are included.

Additional accessories available upon request

### 15.75 x 7.87 x 3.15" (400 x 200 x 80 mm)



Painted Steel	Part Number
Plain sides	3.180.0799.14

Assembly and machining services of your enclosures are available upon request. Drawings with additional dimensions can be furnished upon request.

Accessories	Part Number
Mounting plate, 2 mm thick, galvanized steel	3.180.0994.86
DIN Rail, DIN 35	3.180.0569.08



Cover screws and seals as well as assembly screws and plugs are included.

Additional accessories available upon request

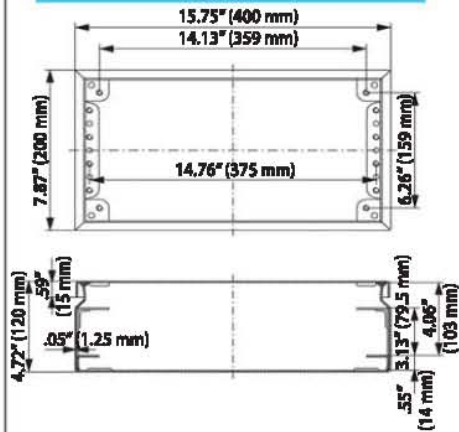
**15.75 x 7.87 x 4.72" (400 x 200 x 120 mm)**



Painted Steel	Part Number
Plain sides	3.180.0892.58

Assembly and machining services of your enclosures are available upon request. Drawings with additional dimensions can be furnished upon request.

Accessories	Part Number
Mounting plate, 2 mm thick, galvanized steel	3.180.0994.86
DIN Rail, DIN 35	3.180.0569.08



Cover screws and seals as well as assembly screws and plugs are included.

Additional accessories available upon request

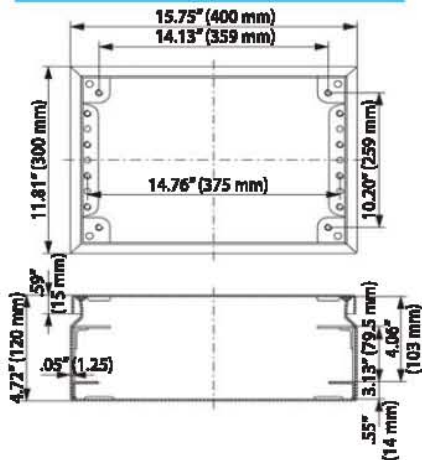
**15.75 x 11.81 x 4.72" (400 x 300 x 120 mm)**



Painted Steel	Part Number
Plain sides	3.180.0892.65

Assembly and machining services of your enclosures are available upon request. Drawings with additional dimensions can be furnished upon request.

Accessories	Part Number
Mounting plate, 2 mm thick, galvanized steel	3.180.0994.93
DIN Rail, DIN 35	3.180.0569.08

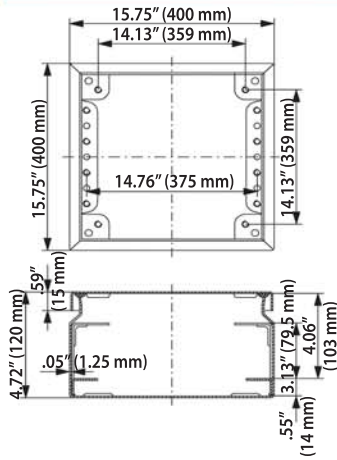


Cover screws and seals as well as assembly screws and plugs are included.

Additional accessories available upon request

## Enclosures made of Steel

### 15.75 x 15.75 x 4.72" (400 x 400 x 120 mm)



Painted Steel	Part Number
Plain sides	3.180.0892.72

Assembly and machining services of your enclosures are available upon request. Drawings with additional dimensions can be furnished upon request.

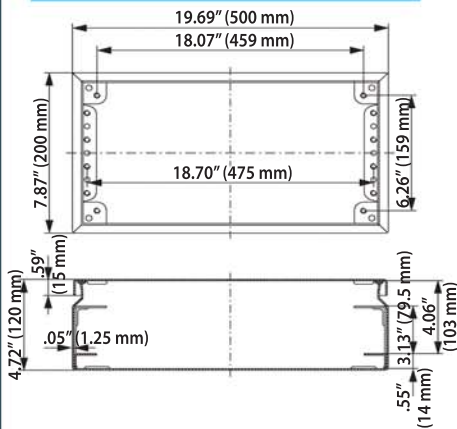
Accessories	Part Number
Mounting plate, 2 mm thick, galvanized steel	3.180.0575.16
DIN Rail, DIN 35	3.180.0569.08



Cover screws and seals as well as assembly screws and plugs are included.

Additional accessories available upon request

### 19.69 x 7.87 x 4.72" (500 x 200 x 120 mm)



Painted Steel	Part Number
Plain sides	3.180.0892.89

Assembly and machining services of your enclosures are available upon request. Drawings with additional dimensions can be furnished upon request.

Accessories	Part Number
Mounting plate, 2 mm thick, galvanized steel	3.180.0995.09
DIN Rail, DIN 35	3.180.0569.15



Cover screws and seals as well as assembly screws and plugs are included.

Additional accessories available upon request

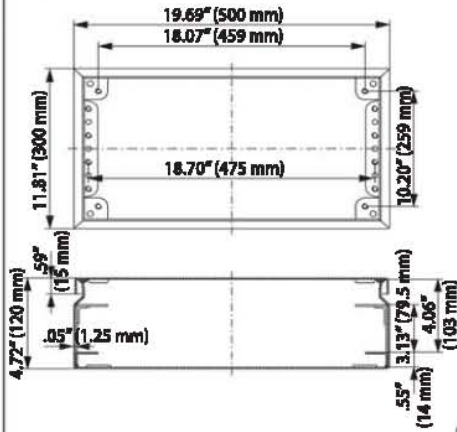
**19.69 x 11.81 x 4.72" (500 x 300 x 120 mm)**



Painted Steel	Part Number
Plain sides	3.180.0892.96

Assembly and machining services of your enclosures are available upon request. Drawings with additional dimensions can be furnished upon request.

Accessories	Part Number
Mounting plate, 2 mm thick, galvanized steel	3.180.0995.16
DIN Rail, DIN 35	3.180.0569.15



Cover screws and seals as well as assembly screws and plugs are included.

Additional accessories available upon request

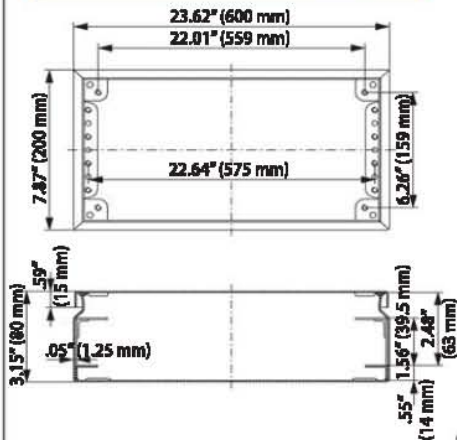
**23.62 x 7.87 x 3.15" (600 x 200 x 80 mm)**



Painted Steel	Part Number
Plain sides	3.180.0799.69

Assembly and machining services of your enclosures are available upon request. Drawings with additional dimensions can be furnished upon request.

Accessories	Part Number
Mounting plate, 2 mm thick, galvanized steel	3.180.0995.23
DIN Rail, DIN 35	3.180.0569.22

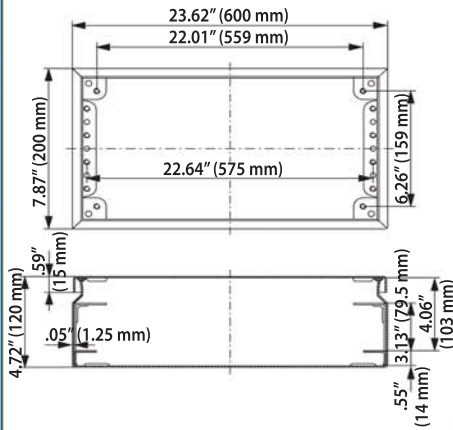


Cover screws and seals as well as assembly screws and plugs are included.

Additional accessories available upon request

## Enclosures made of Steel

### 23.62 x 7.87 x 4.72" (600 x 200 x 120 mm)



Painted Steel	Part Number
Plain sides	3.180.0893.02

Assembly and machining services of your enclosures are available upon request. Drawings with additional dimensions can be furnished upon request.

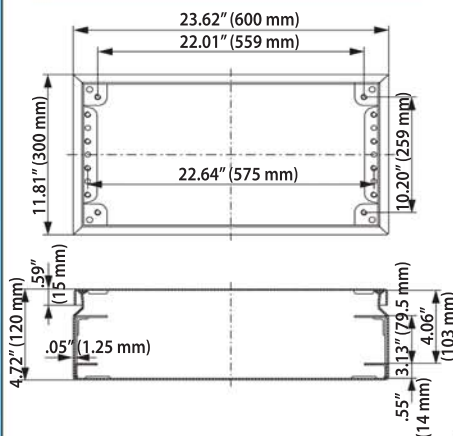
Accessories	Part Number
Mounting plate, 2 mm thick, galvanized steel	3.180.0995.23
DIN Rail, DIN 35	3.180.0569.22



Cover screws and seals as well as assembly screws and plugs are included.

Additional accessories available upon request

### 23.62 x 11.81 x 4.72" (600 x 300 x 120 mm)



Painted Steel	Part Number
Plain sides	3.180.0893.19

Assembly and machining services of your enclosures are available upon request. Drawings with additional dimensions can be furnished upon request.

Accessories	Part Number
Mounting plate, 2 mm thick, galvanized steel	3.180.0995.30
DIN Rail, DIN 35	3.180.0569.22



Cover screws and seals as well as assembly screws and plugs are included.

Additional accessories available upon request

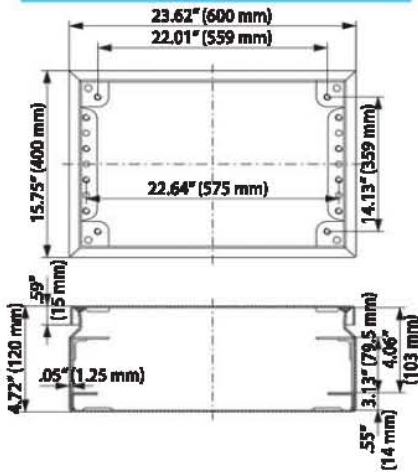
**23.62 x 15.75 x 4.72" (600 x 400 x 120 mm)**



Painted Steel	Part Number
Plain sides	3.180.0893.26

Accessories	Part Number
Mounting plate, 2 mm thick, galvanized steel	3.180.0995.47
DIN Rail, DIN 35	3.180.0569.22

Assembly and machining services of your enclosures are available upon request. Drawings with additional dimensions can be furnished upon request.



Cover screws and seals as well as assembly screws and plugs are included.

Additional accessories available upon request

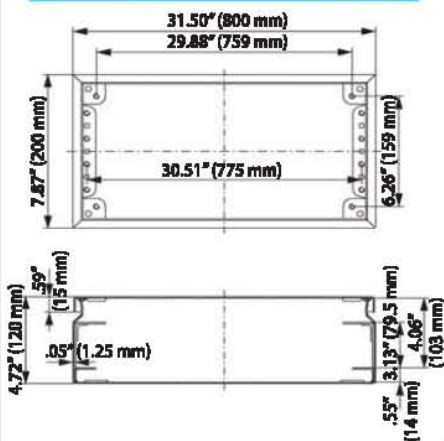
**31.50 x 7.87 x 4.72" (800 x 200 x 120 mm)**



Painted Steel	Part Number
Plain sides	3.180.0893.33

Accessories	Part Number
Mounting plate, 2 mm thick, galvanized steel	3.180.0995.54
DIN Rail, DIN 35	3.180.0569.39

Assembly and machining services of your enclosures are available upon request. Drawings with additional dimensions can be furnished upon request.



Cover screws and seals as well as assembly screws and plugs are included.

Additional accessories available upon request

## Enclosures made of Steel

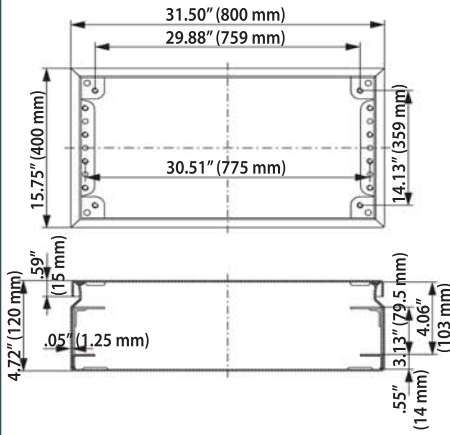
### 31.50 x 15.75 x 4.72" (800 x 400 x 120 mm)



Painted Steel	Part Number
Plain sides	3.180.0893.40

Assembly and machining services of your enclosures are available upon request.  
Drawings with additional dimensions can be furnished upon request.

Accessories	Part Number
Mounting plate, 2 mm thick, galvanized steel	3.180.0995.61
DIN Rail, DIN 35	3.180.0569.39



Cover screws and seals as well as assembly screws and plugs are included.

Additional accessories available upon request