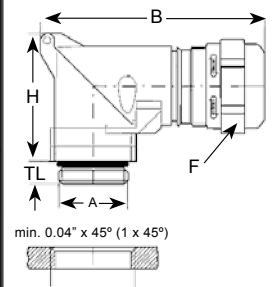


| Part Numbers | | Cable Range | Thread Type & Size | Dimensions in Inches (mm) | | | | |
|---------------------------------|--------------------|---------------------|------------------------------|---------------------------|-------------|-------------|---------------|--------------|
| -40°F to 212°F (-40°C to 100°C) | | | | A | H | B | TL | F |
| | | Inches (mm) | See page 56 for thread specs | Clearance Hole | Body Height | Body Length | Thread Length | Wrench Flats |
| w/ Connection Threads | w/ Mounting Flange | | | + .01" (+.25 mm) | | | | |
| ED20MA-BR* | - | .39 - .55 (10 - 14) | M20 X 1.5 | .79 (20) | 1.46 (37) | 2.60 (66) | .24 (6) | .98 (25) |
| ED20MR-BR* | - | .28 - .47 (7 - 12) | | | | | | |
| ED13AA-BR | - | .39 - .55 (10 - 14) | PG 13 / 13.5 | .80 (20.3) | 1.46 (37) | 2.60 (66) | .24 (6) | .98 (25) |
| ED13AR-BR | - | .28 - .47 (7 - 12) | | | | | | |
| - | ED20FA-BR | .39 - .55 (10 - 14) | Flange | .79 (20) | 1.14 (29) | 2.60 (66) | - | .98 (25) |
| - | ED20FR-BR | .28 - .47 (7 - 12) | | | | | | |

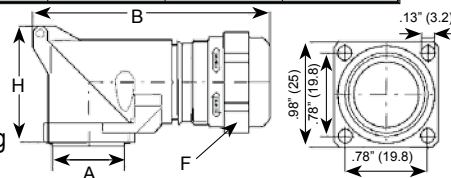


*VDE Approval only applies to Fittings with Metric Threads.

Robust - Compact - Low profile!

Secure your connection with these flange or threaded 90° Elbow Fittings. Saves Space and Time!

Quick & Easy Installation: Insert cable into open 90° Elbow Fitting. Close fitting and secure with screws. Tighten dome nut for a liquid tight connection. -Done!



Suggested Clearance Hole for Non-Threaded Mounting

Nickel Plated Brass Liquid Tight Strain Relief Fittings

Clamp (Extra Pull-out Resistance) PG / NPT / Metric Threads


| Part Numbers | | Cable Range | Thread Type & Size | Dimensions in Inches (mm) | | | | |
|---------------------------------|-----------|-----------------------|------------------------------|---------------------------|-------------|---------------|---------------|--------------------------------|
| -40°F to 212°F (-40°C to 100°C) | | | | A | B | TL | TL | F ₁ /F ₂ |
| | | Inches (mm) | See page 56 for thread specs | Clearance Hole | Body Length | Thread Length | Thread Length | Wrench Flats |
| Standard | Elongated | | | + .01" (+.25 mm) | | Standard | Elongated | |
| CD07AA-MZ | CD07CA-MZ | .12 - .26 (3 - 6.5) | PG 7 | .49 (12.5) | 1.02 (26) | .20 (5) | .39 (10) | .55 (14) |
| CD09AA-MZ | CD09CA-MZ | .16 - .31 (4 - 8) | PG 9 | .60 (15.2) | 1.10 (28) | .24 (6) | .39 (10) | .67 (17) |
| CD11AA-MZ | CD11CA-MZ | .24 - .39 (6 - 10) | PG 11 | .73 (18.5) | 1.18 (30) | .24 (6) | .39 (10) | .79 (20) |
| CD13AA-MZ | CD13CA-MZ | .24 - .47 (6 - 12) | PG 13 / 13.5 | .80 (20.3) | 1.30 (33) | .25 (6.5) | .39 (10) | .87 (22) |
| CD16AA-MZ | CD16CA-MZ | .39 - .55 (10 - 14) | PG 16 | .89 (22.5) | 1.30(33) | .25 (6.5) | .39 (10) | .94 (24) |
| CD21AR-MZ | CD21CR-MZ | .51 - .71 (13 - 18) | PG 21 | 1.12 (28.4) | 1.46 (37) | .28 (7) | .47 (12) | 1.18 (30) |
| CD29AR-MZ | CD29CR-MZ | .71 - .98 (18 - 25) | PG 29 | 1.47 (37.3) | 1.69 (43) | .31 (8) | .47 (12) | 1.57 (40) |
| CD36AA-MZ | CD36CA-MZ | .87 - 1.26 (22 - 32) | PG 36 | 1.85 (47) | 1.97 (50) | .31 (8) | .59 (15) | 1.97 (50) |
| CD42AA-MZ | CD42CA-MZ | 1.26 - 1.50 (32 - 38) | PG 42 | 2.13 (54.1) | 2.01 (51) | .35 (9) | .59 (15) | 2.24 (57) |
| CD42AR-MZ | CD42CR-MZ | .98 - 1.22 (25 - 31) | | | | | | |
| CD48AA-MZ | CD48CA-MZ | 1.46 - .73 (37 - 44) | PG 48 | 2.34 (59.4) | 2.01 (51) | .39 (10) | .59 (15) | 2.52 (64) |
| CD48AR-MZ | CD48CR-MZ | 1.14 - 1.38 (29 - 35) | | | | | | |
| CD09NA-MZ | - | .16 - .31 (4 - 8) | 3/8" NPT | .68 (17.2) | 1.10 (28) | .59 (15) | - | .67 (17) / .75 (19) |
| CD13NA-MZ | - | .28 - .47 (7 - 12) | 1/2" NPT | .83 (21.1) | 1.30 (33) | .51 (13) | - | .87 (22) / .94 (24) |
| CD21NA-MZ | - | .51 - .71 (13 - 18) | 3/4" NPT | 1.05 (26.7) | 1.46 (37) | .51 (13) | - | 1.18 (30) |
| CD29NA-MZ | - | .71 - .98 (18 - 25) | 1" NPT | 1.35 (34.3) | 1.69 (43) | .75 (19) | - | 1.57 (40) |
| CD12MA-MZ | CD12DA-MZ | .12 - .26 (3 - 6.5) | M12 X 1.5 | .47 (12) | 1.02 (26) | .26 (6.5) | .39 (10) | .55 (14) |
| CD16MA-MZ | CD16DA-MZ | .16 - .31 (4 - 8) | M16 X 1.5 | .63 (16) | 1.10 (28) | .24 (6) | .39 (10) | .67 (17) / .75 (19) |
| CD17MA-MZ | CD17DA-MZ | .24 - .39 (6 - 10) | M16 X 1.5 | .63 (16) | 1.18 (30) | .24 (6) | .39 (10) | .79 (20) |
| CD20MA-MZ | CD20DA-MZ | .24 - .47 (6 - 12) | M20 X 1.5 | .79 (20) | 1.30 (33) | .24 (6) | .39 (10) | .87 (22) |
| CD22MA-MZ | CD22DA-MZ | .39 - .55 (10 - 14) | M20 X 1.5 | .79 (20) | 1.30(33) | .24 (6) | .39 (10) | .94 (24) |
| CD25MA-MZ | CD25DA-MZ | .51 - .71 (13 - 18) | M25 X 1.5 | .98 (25) | 1.46 (37) | .28 (7) | .47 (12) | 1.18 (30) |
| CD32MA-MZ | CD32DA-MZ | .71 - .98 (18 - 25) | M32 X 1.5 | 1.26 (32) | 1.69 (43) | .31 (8) | .47 (12) | 1.57 (40) |
| CD40MA-MZ | CD40DA-MZ | .87 - 1.26 (22 - 32) | M40 X 1.5 | 1.57 (40) | 1.97 (50) | .31 (8) | .59 (15) | 1.97 (50) |
| CD50MA-MZ | CD50DA-MZ | 1.26 - 1.50 (32 - 38) | M50 X 1.5 | 1.97 (50) | 2.01 (51) | .35 (9) | .59 (15) | 2.24 (57) |
| CD50MR-MZ | CD50DR-MZ | .98 - 1.22 (25 - 31) | | | | | | |
| CD63MA-MZ | CD63DA-MZ | 1.46 - 1.73 (37 - 44) | M63 X 1.5 | 2.48 (63) | 2.01 (51) | .39 (10) | .59 (15) | 2.52 (64) / 2.68 (68) |
| CD63MR-MZ | CD63DR-MZ | 1.14 - 1.38 (29 - 35) | | | | | | |



Dome Fittings also available with the following approvals:

ATEX
www.SealconEX.com

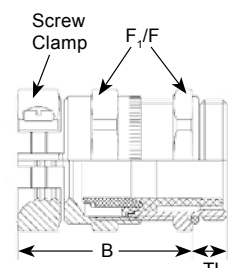
High Performance Strain Relief Clamp Fittings Provides Extra Pull-out Resistance.



Standard O-Ring



Suggested Clearance Hole for Non-Threaded Mounting



*VDE Approval only applies to Standard Fittings with Metric Threads.