
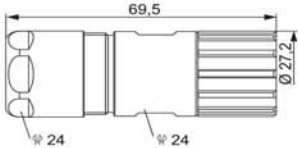

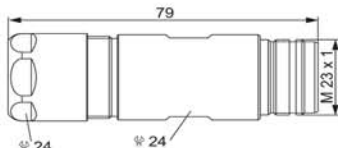

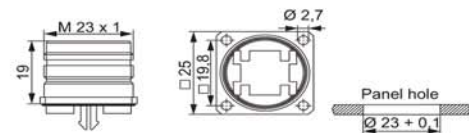

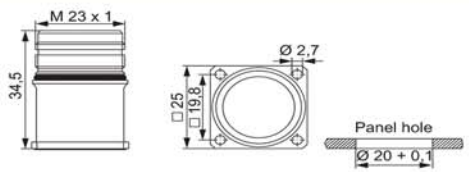


## Connectors M 23 RJ 45 / Housing

Straight Connector Female Thread		Cable-Ø	Part Number
		3 – 7 mm (.12 - .28") .....7.R10.400.000	Connector with insert for patch cable
		Suitable patch cable and plugs can be recommended	
		Assembly instructions page 61	

Straight Connector Male Thread		Cable-Ø	Part Number
		3 – 7 mm (.12 - .28") .....7.R20.408.000	Incl. 8 poles coupler, fully occupied
		Assembly instructions page 62	

Panel Connector Front Mount, dip solder insert		Type	Part Number
		4 holes 2.7 mm, Flange .....7.R40.008.000	Incl. 8 poles dip solder insert
		4 holes 2.7 mm, Flange .....7.R40.082.000	
		Incl. 8 + 2 poles dip solder insert	

Panel Connector, Front Mount		Type	Part Number
		<b>with vibration protection</b>	
		4 holes 2.7 mm, Flange .....7.R41.008.000	
		Incl. 8 poles coupler, fully occupied	