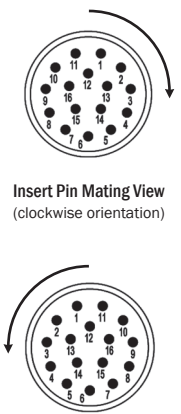
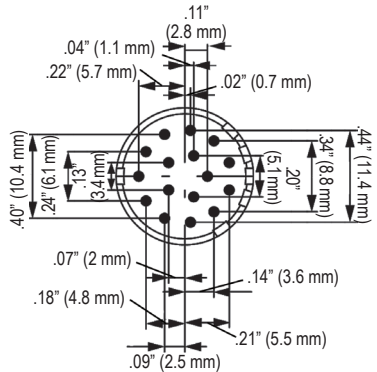
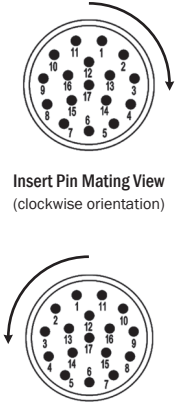
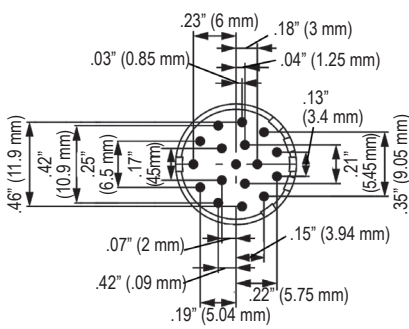

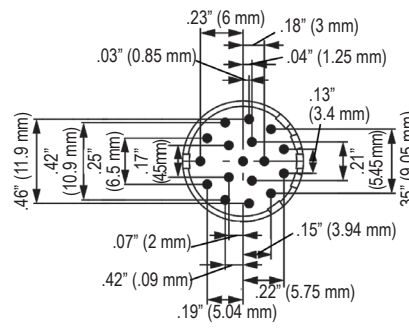


M23 SIGNAL CONNECTORS

INSERTS

Inserts 16-pole	Type	Part Number	Part Number	
 <p>Insert Pin Mating View (clockwise orientation)</p> <p>Insert Socket Mating View (counterclockwise orientation)</p> 	Pinout clockwise	Pins	Sockets	
	Insert with solder contacts	S7.001.916.103.....	S7.001.916.104	
	Insert without contacts.....	S7.003.916.101.....	S7.003.916.102	
	Insert with dip solder contacts Length 3.5 mm.....	S7.001.916.107		
	Insert with dip solder contacts Length 10 mm.....	S7.001.916.127.....	S7.001.916.108	
	Insert with dip solder contacts Length 17 mm.....	S7.001.916.137.....	S7.001.916.118	
	THE CORRECT DIMENSION OF A CONNECTOR WITH DIP SOLDER CONTACTS DEPENDS ON THE PARTICULAR TYPE OF HOUSING.			
	CODING POSSIBILITIES N, S, H, X, Y AND Z			

Inserts 17-pole	Type	Part Number	Part Number	
 <p>Insert Pin Mating View (clockwise orientation)</p> <p>Insert Socket Mating View (counterclockwise orientation)</p> 	Pinout clockwise	Pins	Sockets	
	Insert with solder contacts	S7.001.917.103.....	S7.001.917.104	
	Insert without contacts.....	S7.003.917.101.....	S7.003.917.102	
	Insert with dip solder contacts Length 3.5 mm.....	S7.001.917.107		
	Insert with dip solder contacts Length 10 mm.....	S7.001.917.127.....	S7.001.917.108	
	Insert with dip solder contacts Length 17 mm.....	S7.001.917.137.....	S7.001.917.118	
	THE CORRECT DIMENSION OF A CONNECTOR WITH DIP SOLDER CONTACTS DEPENDS ON THE PARTICULAR TYPE OF HOUSING.			
	CODING POSSIBILITIES N, S, H, X, Y AND Z			

Inserts 17-pole	Type	Part Number	Part Number	
 <p>Insert Pin Mating View (counterclockwise orientation)</p> <p>Insert Socket Mating View (clockwise orientation)</p> 	Pinout counterclockwise	Pins	Sockets	
	Insert with solder contacts	S7.002.917.103.....	S7.002.917.104	
	Insert without contacts.....	S7.004.917.101.....	S7.004.917.102	
	Insert with dip solder contacts Length 3.5 mm.....	S7.002.917.107		
	Insert with dip solder contacts Length 10 mm.....	S7.002.917.127.....	S7.002.917.108	
	Insert with dip solder contacts Length 17 mm.....	S7.002.917.137.....	S7.002.917.118	
	THE CORRECT DIMENSION OF A CONNECTOR WITH DIP SOLDER CONTACTS DEPENDS ON THE PARTICULAR TYPE OF HOUSING.			
	CODING POSSIBILITIES N, S, H, X, Y AND Z			