




For Non-Armored Cable

Fiber Reinforced Nylon & Nickel Plated Brass, Cable Glands with Multi-Hole Inserts, Hazardous Duty Locations, V0, UL94, NEMA 6, IP 68

Part Numbers			Thread Type & Size	Dimensions in Inches (mm)			Part Numbers of Inserts only
-4°F to 203°F (-20°C to 95°C)	-4°F to 203°F (-20°C to 95°C)	-4°F to 203°F (-20°C to 95°C)		No. of Holes	Diameter of Holes		
Black	Blue	Nickel Plated Brass	Page 59 for Thread Specs		mm	Inches	
 CD07AP-BXA	 CD07AP-BXI	 CD07AP-MX		PG 7	Solid Insert		
CD09A1-BXA	CD09A1-BXI	CD09A1-MX	PG 9	4	1.4	.06	1.089.0900.19
CD09A2-BXA	CD09A2-BXI	CD09A2-MX		2	3.0	.12	1.089.0901.19
CD09A3-BXA	CD09A3-BXI	CD09A3-MX		5	1.6	.06	1.089.0902.19
CD09A4-BXA	CD09A4-BXI	CD09A4-MX		2	1.7	.07	1.089.0903.19
CD09A5-BXA	CD09A5-BXI	CD09A5-MX		10	1.4	.06	1.089.0904.19
CD09A6-BXA	CD09A6-BXI	CD09A6-MX		6	1.4	.06	1.089.0905.19
CD09A7-BXA	CD09A7-BXI	CD09A7-MX		3	1.7	.07	1.089.0906.19
CD09A8-BXA	CD09A8-BXI	CD09A8-MX		4	1.7	.07	1.089.0907.19
CD09A9-BXA	CD09A9-BXI	CD09A9-MX		4	2.3	.09	1.089.0908.19
CD09AP-BXA	CD09AP-BXI	CD09AP-MX		Solid Insert		1.089.0999.19	
CD11A1-BXA	CD11A1-BXI	CD11A1-MX	PG 11	2	3.0	.12	1.089.1100.19
CD11A2-BXA	CD11A2-BXI	CD11A2-MX		3	3.0	.12	1.089.1101.19
CD11A3-BXA	CD11A3-BXI	CD11A3-MX		2	4.0	.16	1.089.1102.19
CD11A4-BXA	CD11A4-BXI	CD11A4-MX		3	1.5	.06	1.089.1103.19
CD11A5-BXA	CD11A5-BXI	CD11A5-MX		4	2.8	.11	1.089.1104.19
CD11AP-BXA	CD11AP-BXI	CD11AP-MX		Solid Insert		1.089.1199.19	
CD13A1-BXA	CD13A1-BXI	CD13A1-MX	PG 13 / 13.5	3	2.0	.08	1.089.1300.19
CD13A2-BXA	CD13A2-BXI	CD13A2-MX		6	3.0	.12	1.089.1301.19
CD13A3-BXA	CD13A3-BXI	CD13A3-MX		3	4.0	.16	1.089.1302.19
CD13A4-BXA	CD13A4-BXI	CD13A4-MX		2	5.0	.20	1.089.1303.19
CD13A5-BXA	CD13A5-BXI	CD13A5-MX		3	3.0	.12	1.089.1304.19
CD13A6-BXA	CD13A6-BXI	CD13A6-MX		2	5.2	.20	1.089.1305.19
CD13A7-BXA	CD13A7-BXI	CD13A7-MX		2	3.8	.15	1.089.1306.19
CD13A8-BXA	CD13A8-BXI	CD13A8-MX		2	4.2	.17	1.089.1307.19
CD13A9-BXA	CD13A9-BXI	CD13A9-MX		2	2.5	.10	1.089.1308.19
CD13AP-BXA	CD13AP-BXI	CD13AP-MX		Solid Insert		1.089.1399.19	
CD16A0-BXA	CD16A0-BXI	CD16A0-MX	PG 16	6	3.8	.15	1.089.1609.19
CD16A1-BXA	CD16A1-BXI	CD16A1-MX		3	3.0	.12	1.089.1600.19
CD16A2-BXA	CD16A2-BXI	CD16A2-MX		3	4.0	.16	1.089.1601.19
CD16A3-BXA	CD16A3-BXI	CD16A3-MX		4	4.0	.16	1.089.1602.19
CD16A4-BXA	CD16A4-BXI	CD16A4-MX		5	4.0	.16	1.089.1603.19
CD16A5-BXA	CD16A5-BXI	CD16A5-MX		6	4.0	.16	1.089.1604.19
CD16A6-BXA	CD16A6-BXI	CD16A6-MX		2	6.0	.24	1.089.1605.19
CD16A7-BXA	CD16A7-BXI	CD16A7-MX		3	5.6	.22	1.089.1606.19
CD16A8-BXA	CD16A8-BXI	CD16A8-MX		6	3.0	.12	1.089.1607.19
CD16AP-BXA	CD16AP-BXI	CD16AP-MX		Solid Insert		1.089.1699.19	

* Note: IECEx approval apply only to Nickel Plated Brass Multi-Hole
 **Note: UL F1 rating applies to Black Nylon Fittings only.

***Note: InMetro only applies to all Nylon Cable Glands.

For Specifications and Dimensions for Black (page 21) & Gray Nylon (page 22) or Nickel Plated Brass (page 36) where the appropriate Fittings are listed.

