







Conformity	
Certificates and Approvals:      	
Technical information	
UL File no:	E207562
Environmental Type (UL):	4X, 6P
Instrumented Dart Impact:	565 in/lb. @ 73 °F
Falling Ball Impact:	900 in/lb. (UL-746 @ 73 °F)
Deflection Temperature:	270 °F (ASTM D648 @ 264 PSI)
Modulus of Elasticity:	340 KSI (ASTM D790)
Temperature Range:	-40 °F to 265 °F (-40 °C to 129 °C)
UL Flame Rating:	5VA (UL 94)
Outdoor UV Exposure:	F1 (UL)

IMPACT SERIES I

SIZE: 4x4x3 TO 10x8x6 INCHES

Features and Benefits

- Made of high-impact, UV resistant polycarbonate
- Clear & Opaque cover options
- Advanced interior mounting system
- Pad lockable, tamper screw or tamper tag capable

Available Accessories

- Back Panels
- Air Vents
- DIN Rails
- Face Plate Systems
- Pole Mounting Kit
- Hole Plugs



Impact Series I Polycarbonate Enclosures


Part Number	Length Inch (mm)	Width Inch (mm)	Depth Inch (mm)	IP 66	IP 68	Clear Cover	Opaque Cover	Integrated Mounting Flange	Standard Hinge	Low Profile Hinge	Integrated Locking Latch	Metal Locking Latch	Non-Metal Locking Latch
SP4043	4 (101.6)	4 (101.6)	3 (76.2)	•	•		•	•	•		•		
SP4043C	4 (101.6)	4 (101.6)	3 (76.2)	•	•	•		•	•		•		
SP4043LL	4 (101.6)	4 (101.6)	3 (76.2)	•			•	•	•			•	
SP4043CLL	4 (101.6)	4 (101.6)	3 (76.2)	•		•		•	•			•	
SP4043LP	4 (101.6)	4 (101.6)	3 (76.2)	•	•		•	•		•	•		
SP4043LPC	4 (101.6)	4 (101.6)	3 (76.2)	•	•	•		•		•	•		
SP4043LPLL	4 (101.6)	4 (101.6)	3 (76.2)	•			•	•		•		•	
SP4043LPCLL	4 (101.6)	4 (101.6)	3 (76.2)	•		•		•		•		•	
SP4043NL	4 (101.6)	4 (101.6)	3 (76.2)	•			•	•	•				•
SP4043CNL	4 (101.6)	4 (101.6)	3 (76.2)	•		•		•	•				•
SP4043LPNL	4 (101.6)	4 (101.6)	3 (76.2)	•			•	•		•			•
SP4043LPCNL	4 (101.6)	4 (101.6)	3 (76.2)	•		•		•		•			•
SP5053	5 (127)	5 (127)	3 (76.2)	•	•		•	•	•		•		
SP5053C	5 (127)	5 (127)	3 (76.2)	•	•	•		•	•		•		
SP5053LL	5 (127)	5 (127)	3 (76.2)	•			•	•	•			•	
SP5053CLL	5 (127)	5 (127)	3 (76.2)	•		•		•	•			•	
SP5053LP	5 (127)	5 (127)	3 (76.2)	•	•		•	•		•	•		
SP5053LPC	5 (127)	5 (127)	3 (76.2)	•	•	•		•		•	•		
SP5053LPLL	5 (127)	5 (127)	3 (76.2)	•			•	•		•		•	
SP5053LPCLL	5 (127)	5 (127)	3 (76.2)	•		•		•		•		•	
SP5053NL	5 (127)	5 (127)	3 (76.2)	•			•	•	•				•
SP5053CNL	5 (127)	5 (127)	3 (76.2)	•		•		•	•				•
SP5053LPNL	5 (127)	5 (127)	3 (76.2)	•			•	•		•			•
SP5053LPCNL	5 (127)	5 (127)	3 (76.2)	•		•		•		•			•
SP6044	6 (152.4)	4 (101.6)	4 (101.6)	•	•		•	•	•		•		
SP6044C	6 (152.4)	4 (101.6)	4 (101.6)	•	•	•		•	•		•		
SP6044LL	6 (152.4)	4 (101.6)	4 (101.6)	•			•	•	•			•	
SP6044CLL	6 (152.4)	4 (101.6)	4 (101.6)	•		•		•	•			•	
SP6044LP	6 (152.4)	4 (101.6)	4 (101.6)	•	•		•	•		•	•		
SP6044LPC	6 (152.4)	4 (101.6)	4 (101.6)	•	•	•		•		•	•		
SP6044LPLL	6 (152.4)	4 (101.6)	4 (101.6)	•			•	•		•		•	
SP6044LPCLL	6 (152.4)	4 (101.6)	4 (101.6)	•		•		•		•		•	
SP6044NL	6 (152.4)	4 (101.6)	4 (101.6)	•			•	•	•				•
SP6044CNL	6 (152.4)	4 (101.6)	4 (101.6)	•		•		•	•				•
SP6044LPNL	6 (152.4)	4 (101.6)	4 (101.6)	•			•	•		•			•
SP6044LPCNL	6 (152.4)	4 (101.6)	4 (101.6)	•		•		•		•			•

NOTE: Sizes reflect Interior dimensions

Impact Series I Polycarbonate Enclosures

Part Number	Length Inch (mm)	Width Inch (mm)	Depth Inch (mm)	IP 66	IP 68	Clear Cover	Opaque Cover	Integrated Mounting Flange	Standard Hinge	Low Profile Hinge	Integrated Locking Latch	Metal Locking Latch	Non-Metal Locking Latch
SP6063	6 (152.4)	6 (152.4)	3 (76.2)	•	•		•	•	•		•		
SP6063C	6 (152.4)	6 (152.4)	3 (76.2)	•	•	•		•	•		•		
SP6063LL	6 (152.4)	6 (152.4)	3 (76.2)	•			•	•	•			•	
SP6063CLL	6 (152.4)	6 (152.4)	3 (76.2)	•		•		•	•			•	
SP6063LP	6 (152.4)	6 (152.4)	3 (76.2)	•	•		•	•		•	•		
SP6063LPC	6 (152.4)	6 (152.4)	3 (76.2)	•	•	•		•		•	•		
SP6063LPLL	6 (152.4)	6 (152.4)	3 (76.2)	•			•	•		•		•	
SP6063LPCLL	6 (152.4)	6 (152.4)	3 (76.2)	•		•		•		•		•	
SP6063NL	6 (152.4)	6 (152.4)	3 (76.2)	•			•	•	•				•
SP6063CNL	6 (152.4)	6 (152.4)	3 (76.2)	•		•		•	•				•
SP6063LPNL	6 (152.4)	6 (152.4)	3 (76.2)	•			•	•		•			•
SP6063LPCNL	6 (152.4)	6 (152.4)	3 (76.2)	•		•		•		•			•
SP8063	8 (203.2)	6 (152.4)	3 (76.2)	•	•		•	•	•		•		
SP8063C	8 (203.2)	6 (152.4)	3 (76.2)	•	•	•		•	•		•		
SP8063LL	8 (203.2)	6 (152.4)	3 (76.2)	•			•	•	•			•	
SP8063CLL	8 (203.2)	6 (152.4)	3 (76.2)	•		•		•	•			•	
SP8063LP	8 (203.2)	6 (152.4)	3 (76.2)	•	•		•	•		•	•		
SP8063LPC	8 (203.2)	6 (152.4)	3 (76.2)	•	•	•		•		•	•		
SP8063LPLL	8 (203.2)	6 (152.4)	3 (76.2)	•			•	•		•		•	
SP8063LPCLL	8 (203.2)	6 (152.4)	3 (76.2)	•		•		•		•		•	
SP8063NL	8 (203.2)	6 (152.4)	3 (76.2)	•			•	•	•				•
SP8063CNL	8 (203.2)	6 (152.4)	3 (76.2)	•		•		•	•				•
SP8063LPNL	8 (203.2)	6 (152.4)	3 (76.2)	•			•	•		•			•
SP8063LPCNL	8 (203.2)	6 (152.4)	3 (76.2)	•		•		•		•			•
SP9082	9 (228.6)	8 (203.2)	2 (50.8)	•	•		•	•	•		•		
SP9082C	9 (228.6)	8 (203.2)	2 (50.8)	•	•	•		•	•		•		
SP10086	10 (254)	8 (203.2)	6 (152.4)	•	•		•	•	•		•		
SP10086C	10 (254)	8 (203.2)	6 (152.4)	•	•	•		•	•		•		
SP10086LL	10 (254)	8 (203.2)	6 (152.4)	•			•	•	•			•	
SP10086CLL	10 (254)	8 (203.2)	6 (152.4)	•		•		•	•			•	
SP10086LP	10 (254)	8 (203.2)	6 (152.4)	•	•		•	•		•	•		
SP10086LPC	10 (254)	8 (203.2)	6 (152.4)	•	•	•		•		•	•		
SP10086LPLL	10 (254)	8 (203.2)	6 (152.4)	•			•	•		•		•	
SP10086LPCLL	10 (254)	8 (203.2)	6 (152.4)	•		•		•		•		•	
SP10086NL	10 (254)	8 (203.2)	6 (152.4)	•			•	•	•				•
SP10086CNL	10 (254)	8 (203.2)	6 (152.4)	•		•		•	•				•
SP10086LPNL	10 (254)	8 (203.2)	6 (152.4)	•			•	•		•			•
SP10086LPCNL	10 (254)	8 (203.2)	6 (152.4)	•		•		•		•			•

NOTE: Sizes reflect Interior dimensions



Integrated Locking Latch

The Impact Series I offers an exclusive molded locking latch, designed to have fewer parts and less of an opportunity for unsecured pieces. This latch protects your enclosure and components against corrosion, dust and water entry upon submersion.