







Conformity	
Certificates and Approvals:      	
Technical information	
UL File no:	E229365, E207562
Environmental Type (UL):	4X, 6P
Instrumented Dart Impact:	565 in/lb. @ 73 °F
Falling Ball Impact:	900 in/lb. (UL-746 @ 73 °F)
Deflection Temperature:	270 °F (ASTM D648 @ 264 PSI)
Modulus of Elasticity:	340 KSI (ASTM D790)
Temperature Range:	-40 °F to 265 °F (-40 °C to 129 °C)
UL Flame Rating:	5VA (UL 94)
Outdoor UV Exposure:	F1 (UL)

PREMIUM SERIES P

SIZE: 6x6x4 TO 18x16x10 INCHES

Features and Benefits

- High-impact, UV resistant polycarbonate
- Unique T-Rail mounting system
- Stainless Steel (LL) or Non-Metallic (NL) locking latches
- EZ Hinge (for easy lid removal) or Non-hinged

Available Accessories

- Back Panels
- Air Vents
- DIN Rails
- Swing Out Panels
- Pole Mounting Kit
- Back Panel Adjustment Kit
- Mounting Feet & Flange Kits



Premium Series P Polycarbonate Enclosures

Part Number	Length Inch (mm)	Width Inch (mm)	Depth Inch (mm)	IP 66	IP 68	Hinged Cover	Screw Cover	Opaque Cover	Clear Cover	Mounting Feet	Mounting Flange	Metal Locking Latch	Non-Metal Locking Latch
SH6064S	6 (152.4)	6 (152.4)	4 (101.6)	•	•		•	•		•			
SH6064SC	6 (152.4)	6 (152.4)	4 (101.6)	•	•		•		•	•			
SH6064SF	6 (152.4)	6 (152.4)	4 (101.6)	•	•		•	•			•		
SH6064SCF	6 (152.4)	6 (152.4)	4 (101.6)	•	•		•		•		•		
SH6064H	6 (152.4)	6 (152.4)	4 (101.6)	•		•	•	•		•			
SH6064HC	6 (152.4)	6 (152.4)	4 (101.6)	•		•	•		•	•			
SH6064HF	6 (152.4)	6 (152.4)	4 (101.6)	•		•	•	•			•		
SH6064HCF	6 (152.4)	6 (152.4)	4 (101.6)	•		•	•		•		•		
SH6064HLL	6 (152.4)	6 (152.4)	4 (101.6)	•		•		•		•		•	
SH6064HCLL	6 (152.4)	6 (152.4)	4 (101.6)	•		•			•	•		•	
SH6064HFLL	6 (152.4)	6 (152.4)	4 (101.6)	•		•		•			•	•	
SH6064HCFLL	6 (152.4)	6 (152.4)	4 (101.6)	•		•			•		•	•	
SH6064HNL	6 (152.4)	6 (152.4)	4 (101.6)	•		•		•		•			•
SH6064HCNL	6 (152.4)	6 (152.4)	4 (101.6)	•		•			•	•			•
SH6064HFNL	6 (152.4)	6 (152.4)	4 (101.6)	•		•		•			•		•
SH6064HCFNL	6 (152.4)	6 (152.4)	4 (101.6)	•		•			•		•		•
SH6064H-6P	6 (152.4)	6 (152.4)	4 (101.6)	•	•	•	•	•		•			
SH6064HC-6P	6 (152.4)	6 (152.4)	4 (101.6)	•	•	•	•		•	•			
SH6064HF-6P	6 (152.4)	6 (152.4)	4 (101.6)	•	•	•	•	•			•		
SH6064HCF-6P	6 (152.4)	6 (152.4)	4 (101.6)	•	•	•	•		•		•		
SH8064S	8 (203.2)	6 (152.4)	4 (101.6)	•	•		•	•		•			
SH8064SC	8 (203.2)	6 (152.4)	4 (101.6)	•	•		•		•	•			
SH8064SF	8 (203.2)	6 (152.4)	4 (101.6)	•	•		•	•			•		
SH8064SCF	8 (203.2)	6 (152.4)	4 (101.6)	•	•		•		•		•		
SH8064H	8 (203.2)	6 (152.4)	4 (101.6)	•		•	•	•		•			
SH8064HC	8 (203.2)	6 (152.4)	4 (101.6)	•		•	•		•	•			
SH8064HF	8 (203.2)	6 (152.4)	4 (101.6)	•		•	•	•			•		
SH8064HCF	8 (203.2)	6 (152.4)	4 (101.6)	•		•	•		•		•		
SH8064HLL	8 (203.2)	6 (152.4)	4 (101.6)	•		•		•		•		•	
SH8064HCLL	8 (203.2)	6 (152.4)	4 (101.6)	•		•			•	•		•	
SH8064HFLL	8 (203.2)	6 (152.4)	4 (101.6)	•		•		•			•	•	
SH8064HCFLL	8 (203.2)	6 (152.4)	4 (101.6)	•		•			•		•	•	
SH8064HNL	8 (203.2)	6 (152.4)	4 (101.6)	•		•		•		•			•
SH8064HCNL	8 (203.2)	6 (152.4)	4 (101.6)	•		•			•	•			•
SH8064HFNL	8 (203.2)	6 (152.4)	4 (101.6)	•		•		•			•		•
SH8064HCFNL	8 (203.2)	6 (152.4)	4 (101.6)	•		•			•		•		•

NOTE: Sizes reflect Interior dimensions

Premium Series P Polycarbonate Enclosures

Part Number	Length Inch (mm)	Width Inch (mm)	Depth Inch (mm)	IP 66	IP 68	Hinged Cover	Screw Cover	Opaque Cover	Clear Cover	Mounting Feet	Mounting Flange	Metal Locking Latch	Non-Metal Locking Latch
SH8064H-6P	8 (203.2)	6 (152.4)	4 (101.6)	•	•	•	•	•		•			
SH8064HC-6P	8 (203.2)	6 (152.4)	4 (101.6)	•	•	•	•		•	•			
SH8064HF-6P	8 (203.2)	6 (152.4)	4 (101.6)	•	•	•	•	•			•		
SH8064HCF-6P	8 (203.2)	6 (152.4)	4 (101.6)	•	•	•	•		•		•		
SH8084S	8 (203.2)	8 (203.2)	4 (101.6)	•	•		•	•		•			
SH8084SC	8 (203.2)	8 (203.2)	4 (101.6)	•	•		•		•	•			
SH8084SF	8 (203.2)	8 (203.2)	4 (101.6)	•	•		•	•			•		
SH8084SCF	8 (203.2)	8 (203.2)	4 (101.6)	•	•		•		•		•		
SH8084H	8 (203.2)	8 (203.2)	4 (101.6)	•		•	•	•		•			
SH8084HC	8 (203.2)	8 (203.2)	4 (101.6)	•		•	•		•	•			
SH8084HF	8 (203.2)	8 (203.2)	4 (101.6)	•		•	•	•			•		
SH8084HCF	8 (203.2)	8 (203.2)	4 (101.6)	•		•	•		•		•		
SH8084HLL	8 (203.2)	8 (203.2)	4 (101.6)	•		•		•		•		•	
SH8084HCLL	8 (203.2)	8 (203.2)	4 (101.6)	•		•			•	•		•	
SH8084HFLL	8 (203.2)	8 (203.2)	4 (101.6)	•		•		•			•	•	
SH8084HCFLL	8 (203.2)	8 (203.2)	4 (101.6)	•		•			•		•	•	
SH8084HNL	8 (203.2)	8 (203.2)	4 (101.6)	•		•		•		•			•
SH8084HCNL	8 (203.2)	8 (203.2)	4 (101.6)	•		•			•	•			•
SH8084HFNL	8 (203.2)	8 (203.2)	4 (101.6)	•		•		•			•		•
SH8084HCFNL	8 (203.2)	8 (203.2)	4 (101.6)	•		•			•		•		•
SH8084H-6P	8 (203.2)	8 (203.2)	4 (101.6)	•	•	•	•	•		•			
SH8084HC-6P	8 (203.2)	8 (203.2)	4 (101.6)	•	•	•	•		•	•			
SH8084HF-6P	8 (203.2)	8 (203.2)	4 (101.6)	•	•	•	•	•			•		
SH8084HCF-6P	8 (203.2)	8 (203.2)	4 (101.6)	•	•	•	•		•		•		
SH10082S	10 (254)	8 (203.2)	2 (50.8)	•	•		•	•		•			
SH10082SC	10 (254)	8 (203.2)	2 (50.8)	•	•		•		•	•			
SH10082SF	10 (254)	8 (203.2)	2 (50.8)	•	•		•	•			•		
SH10082SCF	10 (254)	8 (203.2)	2 (50.8)	•	•		•		•		•		
SH10082H	10 (254)	8 (203.2)	2 (50.8)	•		•	•	•		•			
SH10082HC	10 (254)	8 (203.2)	2 (50.8)	•		•	•		•	•			
SH10082HF	10 (254)	8 (203.2)	2 (50.8)	•		•	•	•			•		
SH10082HCF	10 (254)	8 (203.2)	2 (50.8)	•		•	•		•		•		
SH10082HLL	10 (254)	8 (203.2)	2 (50.8)	•		•		•		•		•	
SH10082HCLL	10 (254)	8 (203.2)	2 (50.8)	•		•			•	•		•	
SH10082HFLL	10 (254)	8 (203.2)	2 (50.8)	•		•		•			•	•	
SH10082HCFLL	10 (254)	8 (203.2)	2 (50.8)	•		•			•		•	•	
SH10082HNL	10 (254)	8 (203.2)	2 (50.8)	•		•		•		•			•
SH10082HCNL	10 (254)	8 (203.2)	2 (50.8)	•		•			•	•			•
SH10082HFNL	10 (254)	8 (203.2)	2 (50.8)	•		•		•			•		•
SH10082HCFNL	10 (254)	8 (203.2)	2 (50.8)	•		•			•		•		•
SH10082H-6P	10 (254)	8 (203.2)	2 (50.8)	•	•	•	•	•		•			
SH10082HC-6P	10 (254)	8 (203.2)	2 (50.8)	•	•	•	•		•	•			
SH10082HF-6P	10 (254)	8 (203.2)	2 (50.8)	•	•	•	•	•			•		
SH10082HCF-6P	10 (254)	8 (203.2)	2 (50.8)	•	•	•	•		•		•		
SH10084S	10 (254)	8 (203.2)	4 (101.6)	•	•		•	•		•			
SH10084SC	10 (254)	8 (203.2)	4 (101.6)	•	•		•		•	•			
SH10084SF	10 (254)	8 (203.2)	4 (101.6)	•	•		•	•			•		
SH10084SCF	10 (254)	8 (203.2)	4 (101.6)	•	•		•		•		•		
SH10084H	10 (254)	8 (203.2)	4 (101.6)	•		•	•	•		•			
SH10084HC	10 (254)	8 (203.2)	4 (101.6)	•		•	•		•	•			
SH10084HF	10 (254)	8 (203.2)	4 (101.6)	•		•	•	•			•		

NOTE: Sizes reflect Interior dimensions

Premium Series P Polycarbonate Enclosures

Part Number	Length Inch (mm)	Width Inch (mm)	Depth Inch (mm)	IP 66	IP 68	Hinged Cover	Screw Cover	Opaque Cover	Clear Cover	Mounting Feet	Mounting Flange	Metal Locking Latch	Non-Metal Locking Latch
SH10084HCF	10 (254)	8 (203.2)	4 (101.6)	•		•	•		•		•		
SH10084HLL	10 (254)	8 (203.2)	4 (101.6)	•		•		•		•		•	
SH10084HCLL	10 (254)	8 (203.2)	4 (101.6)	•		•			•	•		•	
SH10084HFLL	10 (254)	8 (203.2)	4 (101.6)	•		•		•			•	•	
SH10084HCFL	10 (254)	8 (203.2)	4 (101.6)	•		•			•		•	•	
SH10084HNL	10 (254)	8 (203.2)	4 (101.6)	•		•		•		•			•
SH10084HCNL	10 (254)	8 (203.2)	4 (101.6)	•		•			•	•			•
SH10084HFNL	10 (254)	8 (203.2)	4 (101.6)	•		•		•			•		•
SH10084HCFNL	10 (254)	8 (203.2)	4 (101.6)	•		•			•		•		•
SH10084H-6P	10 (254)	8 (203.2)	4 (101.6)	•	•	•	•	•		•			
SH10084HC-6P	10 (254)	8 (203.2)	4 (101.6)	•	•	•	•		•	•			
SH10084HF-6P	10 (254)	8 (203.2)	4 (101.6)	•	•	•	•	•			•		
SH10084HCF-6P	10 (254)	8 (203.2)	4 (101.6)	•	•	•	•		•		•		
SH10086S	10 (254)	8 (203.2)	6 (152.4)	•	•		•	•		•			
SH10086SC	10 (254)	8 (203.2)	6 (152.4)	•	•		•		•	•			
SH10086SF	10 (254)	8 (203.2)	6 (152.4)	•	•		•	•			•		
SH10086SCF	10 (254)	8 (203.2)	6 (152.4)	•	•		•		•		•		
SH10086H	10 (254)	8 (203.2)	6 (152.4)	•		•	•	•		•			
SH10086HC	10 (254)	8 (203.2)	6 (152.4)	•		•	•		•	•			
SH10086HF	10 (254)	8 (203.2)	6 (152.4)	•		•	•	•			•		
SH10086HCF	10 (254)	8 (203.2)	6 (152.4)	•		•	•		•		•		
SH10086HLL	10 (254)	8 (203.2)	6 (152.4)	•		•		•		•		•	
SH10086HCLL	10 (254)	8 (203.2)	6 (152.4)	•		•			•	•		•	
SH10086HFLL	10 (254)	8 (203.2)	6 (152.4)	•		•		•			•	•	
SH10086HCFL	10 (254)	8 (203.2)	6 (152.4)	•		•			•		•	•	
SH10086HNL	10 (254)	8 (203.2)	6 (152.4)	•		•		•		•			•
SH10086HCNL	10 (254)	8 (203.2)	6 (152.4)	•		•			•	•			•
SH10086HFNL	10 (254)	8 (203.2)	6 (152.4)	•		•		•			•		•
SH10086HCFNL	10 (254)	8 (203.2)	6 (152.4)	•		•			•		•		•
SH10086H-6P	10 (254)	8 (203.2)	6 (152.4)	•	•	•	•	•		•			
SH10086HC-6P	10 (254)	8 (203.2)	6 (152.4)	•	•	•	•		•	•			
SH10086HF-6P	10 (254)	8 (203.2)	6 (152.4)	•	•	•	•	•			•		
SH10086HCF-6P	10 (254)	8 (203.2)	6 (152.4)	•	•	•	•		•		•		
SH12104S	12 (304.8)	10 (254)	4 (101.6)	•	•		•	•		•			
SH12104SC	12 (304.8)	10 (254)	4 (101.6)	•	•		•		•	•			

NOTE: Sizes reflect Interior dimensions

Security Latch Systems

The Premium Series P line is available with stainless steel or non-metallic latch systems that are bolted in place for a more secure system than pop rivets or slide-on latches.



Stainless Steel Latch



Non-Metallic Latch




Premium Series P Polycarbonate Enclosures

Part Number	Length Inch (mm)	Width Inch (mm)	Depth Inch (mm)	IP 66	IP 68	Hinged Cover	Screw Cover	Opaque Cover	Clear Cover	Mounting Feet	Mounting Flange	Metal Locking Latch	Non-Metal Locking Latch
SH12104SF	12 (304.8)	10 (254)	4 (101.6)	•	•		•	•			•		
SH12104SCF	12 (304.8)	10 (254)	4 (101.6)	•	•		•		•		•		
SH12104H	12 (304.8)	10 (254)	4 (101.6)	•		•	•	•		•			
SH12104HC	12 (304.8)	10 (254)	4 (101.6)	•		•	•		•	•			
SH12104HF	12 (304.8)	10 (254)	4 (101.6)	•		•	•	•			•		
SH12104HCF	12 (304.8)	10 (254)	4 (101.6)	•		•	•		•		•		
SH12104HLL	12 (304.8)	10 (254)	4 (101.6)	•		•		•		•		•	
SH12104HCLL	12 (304.8)	10 (254)	4 (101.6)	•		•			•	•		•	
SH12104HFL	12 (304.8)	10 (254)	4 (101.6)	•		•		•			•	•	
SH12104HCFLL	12 (304.8)	10 (254)	4 (101.6)	•		•			•		•	•	
SH12104HNL	12 (304.8)	10 (254)	4 (101.6)	•		•		•		•			•
SH12104HCNL	12 (304.8)	10 (254)	4 (101.6)	•		•			•	•			•
SH12104HFNL	12 (304.8)	10 (254)	4 (101.6)	•		•		•			•		•
SH12104HCFNL	12 (304.8)	10 (254)	4 (101.6)	•		•			•		•		•
SH12104H-6P	12 (304.8)	10 (254)	4 (101.6)	•	•	•	•	•		•			
SH12104HC-6P	12 (304.8)	10 (254)	4 (101.6)	•	•	•	•		•	•			
SH12104HF-6P	12 (304.8)	10 (254)	4 (101.6)	•	•	•	•	•			•		
SH12104HCF-6P	12 (304.8)	10 (254)	4 (101.6)	•	•	•	•		•		•		
SH12106S	12 (304.8)	10 (254)	6 (152.4)	•	•		•	•		•			
SH12106SC	12 (304.8)	10 (254)	6 (152.4)	•	•		•		•	•			
SH12106SF	12 (304.8)	10 (254)	6 (152.4)	•	•		•	•			•		
SH12106SCF	12 (304.8)	10 (254)	6 (152.4)	•	•		•		•		•		
SH12106H	12 (304.8)	10 (254)	6 (152.4)	•		•	•	•		•			
SH12106HC	12 (304.8)	10 (254)	6 (152.4)	•		•	•		•	•			
SH12106HF	12 (304.8)	10 (254)	6 (152.4)	•		•	•	•			•		
SH12106HCF	12 (304.8)	10 (254)	6 (152.4)	•		•	•		•		•		
SH12106HLL	12 (304.8)	10 (254)	6 (152.4)	•		•		•		•		•	
SH12106HCLL	12 (304.8)	10 (254)	6 (152.4)	•		•			•	•		•	
SH12106HFL	12 (304.8)	10 (254)	6 (152.4)	•		•		•			•	•	
SH12106HCFLL	12 (304.8)	10 (254)	6 (152.4)	•		•			•		•	•	
SH12106HNL	12 (304.8)	10 (254)	6 (152.4)	•		•		•		•			•
SH12106HCNL	12 (304.8)	10 (254)	6 (152.4)	•		•			•	•			•
SH12106HFNL	12 (304.8)	10 (254)	6 (152.4)	•		•		•			•		•
SH12106HCFNL	12 (304.8)	10 (254)	6 (152.4)	•		•			•		•		•
SH12106H-6P	12 (304.8)	10 (254)	6 (152.4)	•	•	•	•	•		•			

NOTE: Sizes reflect Interior dimensions

EZ Hinge

The standard hinges on the Premium Series P enclosure line allow for easy door removal and replacement while also permitting a full 225-degree door swing.



Molded Mounting Bosses

All Premium Series P enclosures have extra mounting bosses molded into the rear wall to permit #10 self-tapping screws to secure DIN rails, circuit boards, or any other devices or components into the enclosure.



Premium Series P Polycarbonate Enclosures

Part Number	Length Inch (mm)	Width Inch (mm)	Depth Inch (mm)	IP 66	IP 68	Hinged Cover	Screw Cover	Opaque Cover	Clear Cover	Mounting Feet	Mounting Flange	Metal Locking Latch	Non-Metal Locking Latch
SH12106HC-6P	12 (304.8)	10 (254)	6 (152.4)	•	•	•	•		•	•			
SH12106HF-6P	12 (304.8)	10 (254)	6 (152.4)	•	•	•	•	•			•		
SH12106HCF-6P	12 (304.8)	10 (254)	6 (152.4)	•	•	•	•		•		•		
SH141206S	14 (355.6)	12 (304.8)	6 (152.4)	•	•		•	•		•			
SH141206SC	14 (355.6)	12 (304.8)	6 (152.4)	•	•		•		•	•			
SH141206SF	14 (355.6)	12 (304.8)	6 (152.4)	•	•		•	•			•		
SH141206SCF	14 (355.6)	12 (304.8)	6 (152.4)	•	•		•		•		•		
SH141206H	14 (355.6)	12 (304.8)	6 (152.4)	•		•	•	•		•			
SH141206HC	14 (355.6)	12 (304.8)	6 (152.4)	•		•	•		•	•			
SH141206HF	14 (355.6)	12 (304.8)	6 (152.4)	•		•	•	•			•		
SH141206HCF	14 (355.6)	12 (304.8)	6 (152.4)	•		•	•		•		•		
SH141206HLL	14 (355.6)	12 (304.8)	6 (152.4)	•		•		•		•		•	
SH141206HCLL	14 (355.6)	12 (304.8)	6 (152.4)	•		•			•	•		•	
SH141206HFLL	14 (355.6)	12 (304.8)	6 (152.4)	•		•		•			•	•	
SH141206HCFLL	14 (355.6)	12 (304.8)	6 (152.4)	•		•			•		•	•	
SH141206HNL	14 (355.6)	12 (304.8)	6 (152.4)	•		•		•		•			•
SH141206HCNL	14 (355.6)	12 (304.8)	6 (152.4)	•		•			•	•			•
SH141206HFNL	14 (355.6)	12 (304.8)	6 (152.4)	•		•		•			•		•
SH141206HCFNL	14 (355.6)	12 (304.8)	6 (152.4)	•		•			•		•		•
SH141206H-6P	14 (355.6)	12 (304.8)	6 (152.4)	•	•	•	•	•		•			
SH141206HC-6P	14 (355.6)	12 (304.8)	6 (152.4)	•	•	•	•		•	•			
SH141206HF-6P	14 (355.6)	12 (304.8)	6 (152.4)	•	•	•	•	•			•		
SH141206HCF-6P	14 (355.6)	12 (304.8)	6 (152.4)	•	•	•	•		•		•		
SH161407S	16 (406.4)	14 (355.6)	7 (177.8)	•	•		•	•		•			
SH161407SC	16 (406.4)	14 (355.6)	7 (177.8)	•	•		•		•	•			
SH161407SF	16 (406.4)	14 (355.6)	7 (177.8)	•	•		•	•			•		
SH161407SCF	16 (406.4)	14 (355.6)	7 (177.8)	•	•		•		•		•		
SH161407H	16 (406.4)	14 (355.6)	7 (177.8)	•		•	•	•		•			
SH161407HC	16 (406.4)	14 (355.6)	7 (177.8)	•		•	•		•	•			
SH161407HF	16 (406.4)	14 (355.6)	7 (177.8)	•		•	•	•			•		
SH161407HCF	16 (406.4)	14 (355.6)	7 (177.8)	•		•	•		•		•		
SH161407HLL	16 (406.4)	14 (355.6)	7 (177.8)	•		•		•		•		•	
SH161407HCLL	16 (406.4)	14 (355.6)	7 (177.8)	•		•			•	•		•	
SH161407HFLL	16 (406.4)	14 (355.6)	7 (177.8)	•		•		•			•	•	
SH161407HCFLL	16 (406.4)	14 (355.6)	7 (177.8)	•		•			•		•	•	

NOTE: Sizes reflect Interior dimensions

Premium Series P Polycarbonate Enclosures

Part Number	Length Inch (mm)	Width Inch (mm)	Depth Inch (mm)	IP 66	IP 68	Hinged Cover	Screw Cover	Opaque Cover	Clear Cover	Mounting Feet	Mounting Flange	Metal Locking Latch	Non-Metal Locking Latch
SH161407HNL	16 (406.4)	14 (355.6)	7 (177.8)	•		•		•		•			•
SH161407HCNL	16 (406.4)	14 (355.6)	7 (177.8)	•		•			•	•			•
SH161407HFNL	16 (406.4)	14 (355.6)	7 (177.8)	•		•		•			•		•
SH161407HCFNL	16 (406.4)	14 (355.6)	7 (177.8)	•		•			•		•		•
SH161407H-6P	16 (406.4)	14 (355.6)	7 (177.8)	•	•	•	•	•		•			
SH161407HC-6P	16 (406.4)	14 (355.6)	7 (177.8)	•	•	•	•		•	•			
SH161407HF-6P	16 (406.4)	14 (355.6)	7 (177.8)	•	•	•	•	•			•		
SH161407HCF-6P	16 (406.4)	14 (355.6)	7 (177.8)	•	•	•	•		•		•		
SH181610S	18 (457.2)	16 (406.4)	10 (254)	•	•		•	•		•			
SH181610SC	18 (457.2)	16 (406.4)	10 (254)	•	•		•		•	•			
SH181610SF	18 (457.2)	16 (406.4)	10 (254)	•	•		•	•			•		
SH181610SCF	18 (457.2)	16 (406.4)	10 (254)	•	•		•		•		•		
SH181610H	18 (457.2)	16 (406.4)	10 (254)	•		•	•	•		•			
SH181610HC	18 (457.2)	16 (406.4)	10 (254)	•		•	•		•	•			
SH181610HF	18 (457.2)	16 (406.4)	10 (254)	•		•	•	•			•		
SH181610HCF	18 (457.2)	16 (406.4)	10 (254)	•		•	•		•		•		
SH181610HLL	18 (457.2)	16 (406.4)	10 (254)	•		•		•		•		•	
SH181610HCLL	18 (457.2)	16 (406.4)	10 (254)	•		•			•	•		•	
SH181610HFLL	18 (457.2)	16 (406.4)	10 (254)	•		•		•			•	•	
SH181610HCFLL	18 (457.2)	16 (406.4)	10 (254)	•		•			•		•	•	
SH181610HNL	18 (457.2)	16 (406.4)	10 (254)	•		•		•		•			•
SH181610HCNL	18 (457.2)	16 (406.4)	10 (254)	•		•			•	•			•
SH181610HFNL	18 (457.2)	16 (406.4)	10 (254)	•		•		•			•		•
SH181610HCFNL	18 (457.2)	16 (406.4)	10 (254)	•		•			•		•		•
SH181610H-6P	18 (457.2)	16 (406.4)	10 (254)	•	•	•	•	•		•			
SH181610HC-6P	18 (457.2)	16 (406.4)	10 (254)	•	•	•	•		•	•			
SH181610HF-6P	18 (457.2)	16 (406.4)	10 (254)	•	•	•	•	•			•		
SH181610HCF-6P	18 (457.2)	16 (406.4)	10 (254)	•	•	•	•		•		•		

NOTE: Sizes reflect Interior dimensions

Unique T-Rail Panel Suspension System

The optional brackets that attach to the T-Rails allow our customers to mount an individual mounting panel at any height in the enclosure. It also allows for multiple back panels at different heights.

