



Circuit breaker box



Mi 1112

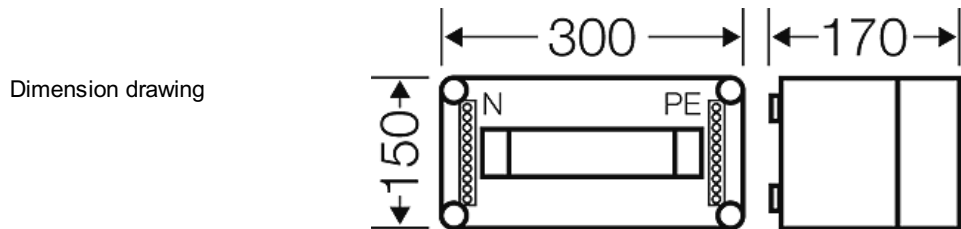
- 12 modules: 1 x 12 x 18 mm




- 1-row
- with screw-type terminals for PE/N, for copper conductors
- per PE/N 10 x 16 mm², Cu
- for installation of DIN rail equipment in accordance with DIN 43880
- with blanking strips for unused DIN rail openings
- lid fasteners for hand operation
- material: PC (polycarbonate)
- protection class: II
- colour: grey, RAL 7035

width	300 mm
height	150 mm
depth	170 mm
weight	1,692 kg

Drawings




Circuit breaker box



Mi 1112

- 12 modules: 1 x 12 x 18 mm



accordance with IP 69 requirements, single enclosure without lid equipment (no enclosure assembly), enclosure and cable glands at least IP 65.

Ambient temperature	Average value over 24 hours + 35 °C Maximum value + 40 °C Minimum value - 5 °C
Relative humidity	50% at 40° C short-time 100% at 25° C
Fire protection in the event of internal faults	Demands placed on electrical devices from standards and laws Minimum requirements - Glow wire test in accordance with IEC 60695-2-11: - 650°C for boxes and cable glands - 850°C for parts of insulating material necessary to retain current carrying parts in position
Burning behaviour	Glow wire test IEC 60695-2-11: 960 °C UL Subject 94: V-2 flame-retardant self-extinguishing
Degree of protection against mechanical load	IK08 (5 Joule)
Toxic behaviour	halogen-free silicone-free "halogen-free" in accordance with the examination of the cables and insulated wires - corrosiveness of fumes - as per IEC 60754-2
Note:	For material properties see technical data.