



## Circuit breaker box



**Mi 1443**

- 36 modules: 3 x 12 x 18 mm
- without PE and N terminal
- with additional DIN rail

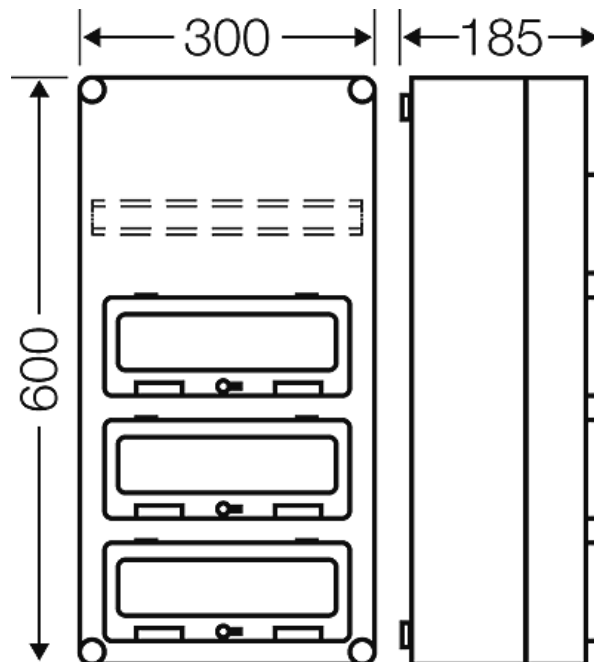


- 4-row
- with 3 hinged flaps
- hinged flap lockable with accessories
- with 1 DIN rail 216 mm wide (for installation depth of 72 mm)
- for installation of DIN rail equipment in accordance with DIN 43880
- order PE/N terminals separately
- with blanking strips for unused DIN rail openings
- lid fasteners for tool operation
- material: PC (polycarbonate)
- protection class: II
- colour: grey, RAL 7035


width	300 mm
height	600 mm
depth	185 mm
weight	4,774 kg

## Drawings

Dimension drawing




## Circuit breaker box

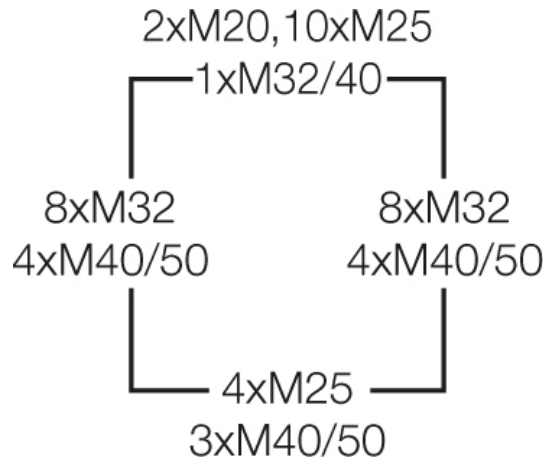


**Mi 1443**

- 36 modules: 3 x 12 x 18 mm
- without PE and N terminal
- with additional DIN rail



Box walls



### Operating and ambient conditions

Application area	Suitable for indoor installation and outdoor installation, protected against weather influences However, pay attention to the climatic effects on the installed equipment, for example, high or low ambient temperatures or formation of condensed water see technical information
Resistant to occasional cleaning procedures (direct jet)	Resistance to occasional cleaning procedures (direct jet) with high-pressure cleaner without cleaning additives, water pressure: max 100 bar, water temperature: Max. 80° C, distance => 0.15 m, in accordance with IP 69 requirements, single enclosure without lid equipment (no enclosure assembly), enclosure and cable glands at least IP 65.
Ambient temperature	Average value over 24 hours + 35 °C Maximum value + 40 °C Minimum value - 5 °C
Relative humidity	50% at 40° C short-time 100% at 25° C
Fire protection in the event of internal faults	Demands placed on electrical devices from standards and laws Minimum requirements - Glow wire test in accordance with IEC 60695-2-11: - 650°C for boxes and cable glands - 850°C for parts of insulating material necessary to retain current carrying parts in position
Burning behaviour	Glow wire test IEC 60695-2-11: 960 °C UL Subject 94: V-2 flame-retardant self-extinguishing
Degree of protection against mechanical load	IK08 (5 Joule)

## Circuit breaker box



### Mi 1443

- 36 modules: 3 x 12 x 18 mm
- without PE and N terminal
- with additional DIN rail



Toxic behaviour

halogen-free  
silicone-free  
"halogen-free" in accordance with the examination of the cables  
and insulated wires - corrosiveness of fumes - as per IEC 60754-2

Note:

For material properties see technical data.