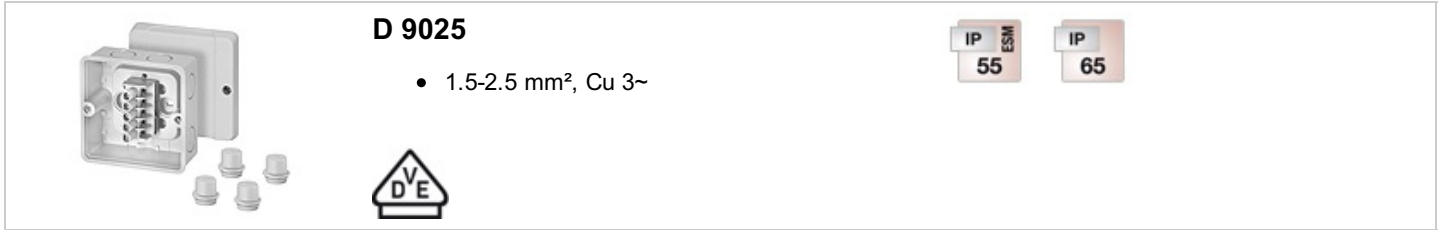


## With or without terminals



### D 9025

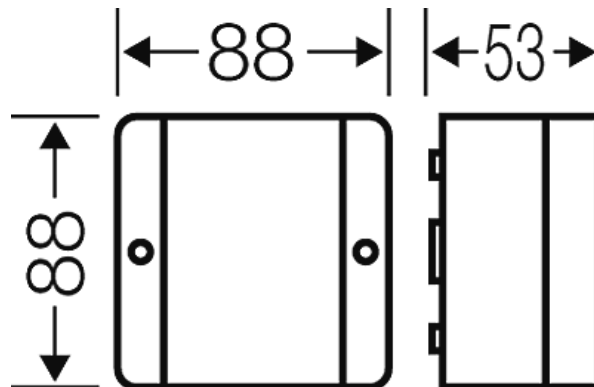
- 1.5-2.5 mm<sup>2</sup>, Cu 3~

- Replaced by DK 0202 G, DK 0402 G (larger enclosure) from 31.12.2017
- with terminals
- 5-pole per pole 6 x 1.5 mm<sup>2</sup> sol, 4 x 2.5 mm<sup>2</sup> sol, 3 x 4 mm<sup>2</sup> sol
- included cable entry: 4 ESM 20, sealing range Ø 6-13 mm
- for normal environment and protected outdoor
- colour: grey, RAL 7035

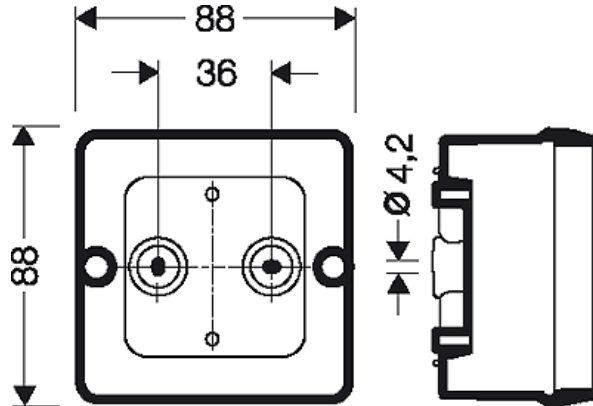
rated insulation voltage	U <sub>i</sub> = 690 V a.c./d.c.
tightening torque for terminal	1.2 Nm
material	PS (Polystyrene)
degree of protection	IP 55 (ESM)
degree of protection	(see cable entry systems LES) IP 65
width	88 mm
height	88 mm
depth	53 mm
weight	0,14 kg
in accordance with	IEC 60670-22

## Drawings

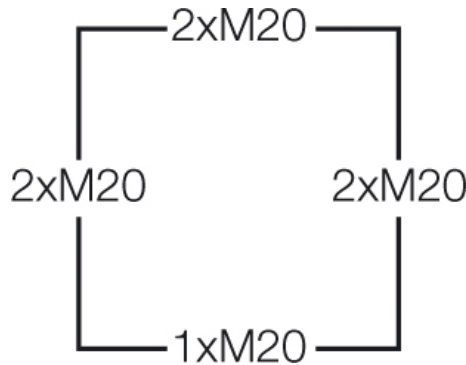
Dimension drawing



Detail mass



Box walls



## Operating and ambient conditions

Application area	Suitable for indoor installation and outdoor installation, protected against weather influences
Resistant to occasional cleaning procedures (direct jet)	Resistant to occasional cleaning procedures (direct jet) with high-pressure cleaner without additives, water pressure: max. 100 bar, water temperature: max. 80° C, distance => 0,15 m, in accordance with the requirements IP 69, enclosure and cable glands at least IP 65
Ambient temperature	Average value over 24 hours + 35 °C Maximum value + 40 °C Minimum value - 25 °C
Relative humidity	50% at 40° C short-time 100% at 25° C
Fire protection in the event of internal faults	Demands placed on electrical devices from standards and laws Minimum requirements - Glow wire test in accordance with IEC 60695-2-11: - 650°C for boxes and cable glands - 850°C for parts of insulating material necessary to retain current carrying parts in position
Burning behaviour	Glow wire test IEC 60695-2-11: 750 °C UL Subject 94: V-2 flame-retardant self-extinguishing
Degree of protection against mechanical load	IK07 (2 Joule)
Toxic behaviour	halogen-free