Technical Data

RoHS

Panel connector

Cable connector

Coupler connector

Panel connector, cable connector and coupler connector	circular housing
Locking	screw connection
Protection	IP 65 with flat-gasket for panel connector
Contacts	3 and 7 contacts ø 1 mm crimp or solder removable contacts
Max. current	7A ø 1 mm
Contact resistance between pin and socket	< 0,0020 Ω
Breakdown voltage (mated connectors)	> 2500 Volts (RMS)
Insulation resistance	> 5000 MΩ
Operating temperature	-40 °C to +85 °C (100 hours at +100 °C)
Materials	Housing and insert made of POM and PBT, gold-plated brass contacts
Max. conductor cross-section	0,93 mm² (crimped) – 0,60 mm² (soldered)

Dimensional Data

Panel connector

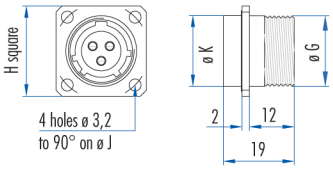

Cable connector

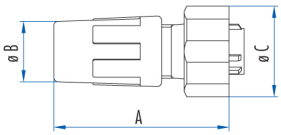

Coupler connector

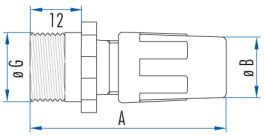

Number of cts	Dimensions en mm										Weight in grams				Capacity of cable clamp
	A	ø B	ø C	D	E	F	ø G	ø K	H	ø J	Male panel connector	Female cable connector	Female panel connector	Male cable connector	Cable connector and male or Female Coupler connector
3	41	14	21	19	12	2	16	16	21	21,5	5	11	5	9	3 to 5 mm
7	41	17	24	19	12	2	19	19	24	25,7	7	15	8	13	6 to 9 mm

Dimensions and specifications may be changed without prior notice

Part Number

Housing	Minex 1	Minex 2
Number of Contacts ø 1 mm	3	7
Male panel connectors – Female cable connectors – Male coupler connectors		
Male panel connector	633 203 006	633 207 006
Female cable connector	633 303 006	633 307 006
Male coupler connector	633 253 006	633 257 006
Protective cap for panel connector	633 043 006	633 047 006
Protective cap for cable connector	633 343 006	633 347 006
Flat-Gasket for panel connector (pack of 10)	633 121 006	633 124 006

Complete crimp tool: 579 316 006 (small crimp: ø 1 mm), 579 481 006 (large crimp: ø 1 mm, ø 1,6 mm, ø 2,4 mm)
Tool for insertion and removing contacts 597 104 006

Female panel connectors – Male cable connectors – Female coupler connectors		
Female panel connector	633 003 006	633 007 006
Male cable connector	633 103 006	633 107 006
Female coupler connector	633 353 006	633 357 006
Protective cap for panel connector	633 043 006	633 047 006
Protective cap for cable connector	633 343 006	633 347 006
Flat-Gasket for panel connector (pack of 10)	633 121 006	633 124 006

Complete crimp tool: 579 316 006 (small crimp: ø 1 mm), 579 481 006 (large crimp: ø 1 mm, ø 1,6 mm, ø 2,4 mm)
Tool for insertion and removing contacts 597 104 006

- Straight and right-angle panel connectors are also available for printed circuit boards.
- **Important:** All the contacts must be mounted in the insert using our tool.
- For assembly, wiring, panel connector installation and contact arrangement instructions, see: Technical guides;
- Other accessories, see: Accessories.
- All connectors are delivered with their contacts.
- Thermocouple contacts can be fitted. See: Accessories.

Part Number

Panel connector

Atto Miniature Push-Pull Series

Housing	00	0	0	0	1
Number of Contacts ø 0,76 mm	7	8	12	19	27
Male / female, straight / right-angle panel connectors					
Straight panel connector	761 107 306	761 108 306	761 112 306	761 119 306	761 127 306
Right-angle panel connector	761 107 456	761 108 456	761 112 456	761 119 456	761 127 456
Straight female panel connector	761 207 306	761 208 306	761 212 306	761 219 306	761 227 306
Right-angle female panel connector	761 207 456	761 208 456	761 212 456	761 219 456	761 227 456

Panel connector



Natto Miniature Push-Pull Series

Housing	00	00	0	1	1	1	1	1	1	1
Number of Contacts	3	4	7	12	19	3	4	7	3	4
L ø 1 mm	3	4	7	12	19					
L ø 1,6 mm						3	4	7		
L ø 2,4 mm									3	4
Male / female, straight / right-angle panel connectors										
Straight panel connector	533 233 306	533 801 306	533 273 306	533 283 306	533 293 306	533 310 306	533 350 306	533 390 306	533 430 306	533 470 306
Right-angle panel connector	533 233 456	533 801 456	533 273 456	533 283 456	533 293 456	533 310 456	533 350 456	533 390 456	533 430 456	533 470 456
Straight female panel connector	533 232 306	533 800 306	533 272 306	533 282 306	533 292 306	533 311 306	533 351 306	533 391 306	533 431 306	533 471 306
Right-angle female panel connector	533 232 456	533 800 456	533 272 456	533 282 456	533 292 456	533 311 456	533 351 456	533 391 456	533 431 456	533 471 456

Panel connector

Miniature Series

Housing	1	1	2	2	3
Number of Contacts ø 1 mm	12	19	27	37	55
Male / female, straight / right-angle panel connectors					
Straight panel connector	533 503 306	533 514 306	533 513 306	533 525 306	533 523 306
Right-angle panel connector	533 503 456	533 514 456	533 513 456	533 525 456	533 523 456
Straight female panel connector	533 502 306	533 515 306	533 512 306	533 524 306	533 522 306
Right-angle female panel connector	533 502 456	533 515 456	533 512 456	533 524 306	533 522 456

- Solder contacts.
- **technical data:** refer to the technical sheet for each series.

Part Number

Panel connector

Industrial Series

Housing	1	1	1	2	3	3	1	1	2	3
Number of Contacts	3	4	7	12	19	27	3	4	7	27
L ø 1,6 mm	3	4	7	12	19	27				
L ø 2,4 mm							3	4	7	27

Male / female, straight / right-angle panel connectors

Straight male panel connector	630 603 306	630 604 306	630 607 306	630 612 306	630 619 306	630 627 306	630 803 306	630 804 306	630 807 306	630 812 306
Right-angle male panel connector	630 603 456	630 604 456	630 607 456	630 612 456	630 619 456	630 627 456	630 803 456	630 804 456	630 807 456	630 812 456
Straight female panel connector	630 703 306	630 704 306	630 707 306	630 712 306	630 719 306	630 727 306	630 903 306	630 904 306	630 907 306	630 912 306
Right-angle female panel connector	630 703 456	630 704 456	630 707 456	630 712 456	630 719 456	630 727 456	630 903 456	630 904 456	630 907 456	630 912 456

Panel connector

Minex Series

Housing	Minex 1	Minex 2
Number of Contacts ø 1 mm	3	7

Male / female, straight / right-angle panel connectors

Male panel connector	633 203 306	633 207 306
Right-angle male panel connector	633 203 456	633 207 456
Straight female panel connector	633 003 306	633 007 306
Right-angle female panel connector	633 003 456	633 007 456

- Solder contacts.
- **technical data:** refer to the technical sheet for each series.