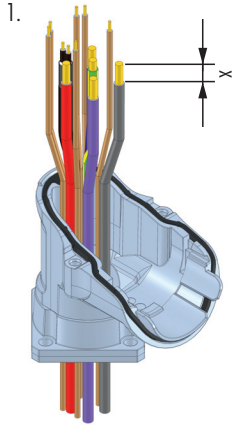

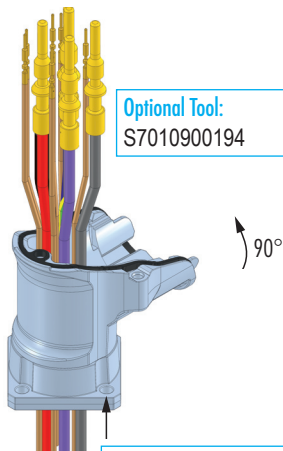
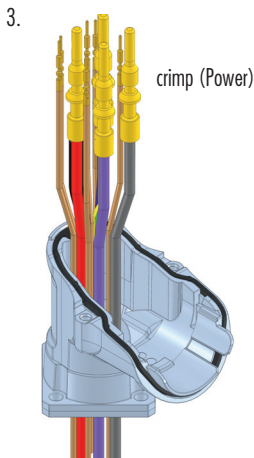
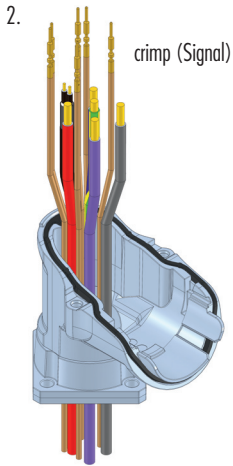


M 40 HYBRID - RIGHT ANGLE

Assembly Instructions


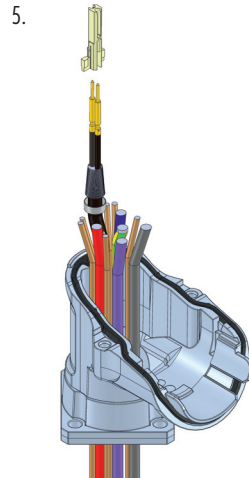


⚠ x
 Ethernet = max. 4 mm stripping length
 Signal = max. 4 mm stripping length
 Power / PE = max. 10 mm stripping length



TIPP: Put metal ring over conductors between step 4 and 5

TIPP:
use heat shrink for Ethernet



M 40 HYBRID - RIGHT ANGLE

Assembly Instructions

