


M40 POWER CONNECTORS

HIGH POWER AND CURRENT

The M40 Power connector is built for high power transmission with capabilities up to 600 Volts and 55 Amps. By having specially designed housing, safe electromagnetic compatibility protection is achieved. The durable nickel plated brass housing is perfect for rough industrial environments and for various uses, such as heavy drive applications. EMI ready options!



STANDARD DELIVERY OF M40 (SIZE 1.5) POWER CONNECTOR INCLUDES CONTACT INSERT.


Mechanical Data	Materials and Technical Data
Housing	Copper-Zinc alloy Die Cast
Housing surface	Nickel plated Other Surface upon request
Inserts (for contacts)	Thermoplastic Polyamide PA 6 (Nylon 6/6), PBT Fire protection class V-0
Contacts	Brass alloy
Contact surface at point of contact	Nickel and gold plated (0.25 µm)
Minimum mating cycles	> 500 (Sealcon to Sealcon connector)
Seals / O-Rings	Buna-N (Black), Optional FKM (Green)
Temperature range	-40 °F - 257 °F (-40 °C - 125 °C)
Type of contacts	Crimp
Protection	IP 67 / IP 69K per EN 60 529 (connected), NEMA 4x
Cable diameter range	.51 -1.10" (13 - 28 mm)

Components Needed For A Complete M40 Power Connector:

- HOUSING (pages 63 - 66)
- INSERT Included
- CONTACTS (page 67)

Electrical Data

Number of positions	2 + 3 + PE		4 + 3 + PE	
	Number of contacts	2	4	4
Contact-Ø [mm]	2	3.6	2	3.6
Nominal current [A]	28	55	28	55
Nominal voltage [V~] degree of protection 3	300	600	300	600
Test voltage (Breakdown voltage) [V~]	2500	4000	2500	4000
Insulation resistance [MΩ]	> 10 ¹³		> 10 ¹³	
Max. contact resistance [mΩ]	3	1	3	1



SEE TECHNICAL INFORMATION ON PAGE 80

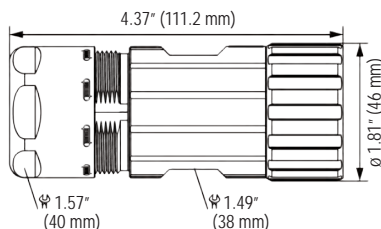

*ASSEMBLY INSTRUCTIONS CAN BE FOUND AT WWW.SEALCONUSA.COM OR BY CALLING US AT 1-800-456-9012

M40 POWER CONNECTORS

HOUSINGS

M40 Power Straight Connector, EMI, Female Thread

INSERTS INCLUDED, CONTACTS ORDERED SEPARATELY



Cable-Ø

Part Number

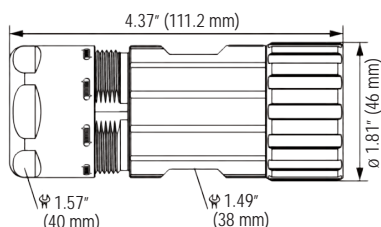
13 - 18 mm (.51 - .71")	S7.710.623.000
17 - 24 mm (.67 - .97")	S7.710.723.000
21 - 28 mm (.83 - 1.10")	S7.710.823.000



6 Positions
2 + 3 + PE, Insert for Sockets

M40 Power Straight Connector, EMI, Female Thread

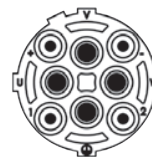
INSERTS INCLUDED, CONTACTS ORDERED SEPARATELY



Cable-Ø

Part Number

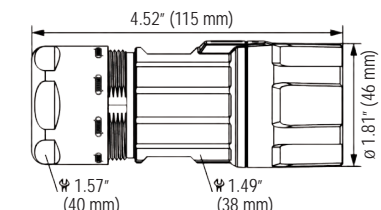
13 - 18 mm (.51 - .71")	S7.710.643.000
17 - 24 mm (.67 - .97")	S7.710.743.000
21 - 28 mm (.83 - 1.10")	S7.710.843.000



8 Positions
4 + 3 + PE, Insert for Sockets

M40 Power Straight Connector, EMI, Female Thread TWILOCK-S* - Quick Connect

INSERTS INCLUDED, CONTACTS ORDERED SEPARATELY



Cable-Ø

Part Number

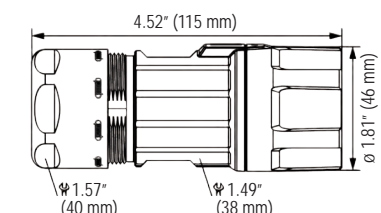
*Intermateable with SpeedTEC® (Twilock-S)	
13 - 18 mm (.51 - .71")	S7.716.623.00S*
17 - 24 mm (.67 - .97")	S7.716.723.00S*
21 - 28 mm (.83 - 1.10")	S7.716.823.00S*



6 Positions
2 + 3 + PE, Insert for Sockets

M40 Power Straight Connector, EMI, Female Thread TWILOCK-S* - Quick Connect

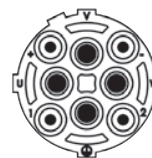
INSERTS INCLUDED, CONTACTS ORDERED SEPARATELY



Cable-Ø

Part Number

*Intermateable with SpeedTEC® (Twilock-S)	
13 - 18 mm (.51 - .71")	S7.716.643.00S*
17 - 24 mm (.67 - .97")	S7.716.743.00S*
21 - 28 mm (.83 - 1.10")	S7.716.843.00S*



8 Positions
4 + 3 + PE, Insert for Sockets

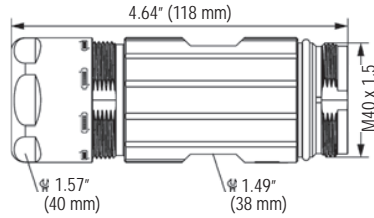
*UNDER DEVELOPMENT

M40 POWER CONNECTORS

HOUSINGS

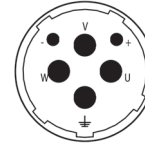
M40 Power Straight Connector, EMI, Male Thread Standard Threaded and TWILOCK-S* - Quick Connect

INSERTS INCLUDED, CONTACTS ORDERED SEPARATELY



Cable-Ø	Part Number
13 - 18 mm (.51 - .71")	S7.720.623.000
17 - 24 mm (.67 - .97")	S7.720.723.000
21 - 28 mm (.83 - 1.10")	S7.720.823.000

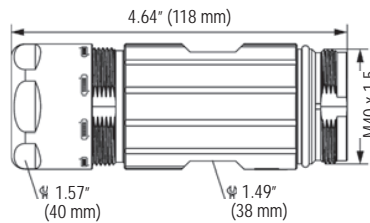
*Intermateable with SpeedTEC® (Twilock-S)
 13 - 18 mm (.51 - .71")..... S7.720.623.00S*
 17 - 24 mm (.67 - .97")..... S7.720.723.00S*
 21 - 28 mm (.83 - 1.10")..... S7.720.823.00S*



6 Positions
2 + 3 + PE, Insert for Pins

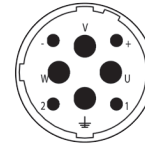
M40 Power Straight Connector, EMI, Male Thread Standard Threaded and TWILOCK-S* - Quick Connect

INSERTS INCLUDED, CONTACTS ORDERED SEPARATELY



Cable-Ø	Part Number
13 - 18 mm (.51 - .71")	S7.720.643.000
17 - 24 mm (.67 - .97")	S7.720.743.000
21 - 28 mm (.83 - 1.10")	S7.720.843.000

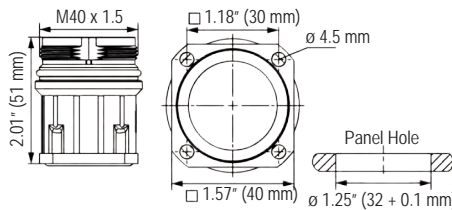
*Intermateable with SpeedTEC® (Twilock-S)
 13 - 18 mm (.51 - .71")..... S7.720.643.00S*
 17 - 24 mm (.67 - .97")..... S7.720.743.00S*
 21 - 28 mm (.83 - 1.10")..... S7.720.843.00S*



8 Positions
4 + 3 + PE, Insert for Pins

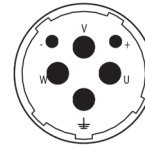
M40 Power Panel Connector, Male Thread, Flange Standard Threaded and TWILOCK-S* - Quick Connect

INSERTS INCLUDED, CONTACTS ORDERED SEPARATELY



Type	Part Number
Front Mounting, Flange 40 x 40 mm 4 x Holes Ø 4.5 mm	S7.740.023.000

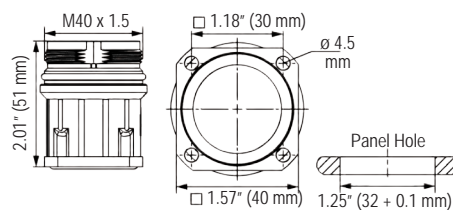
*Intermateable with SpeedTEC® (Twilock-S)
 4 x Holes Ø 4.5 mm..... S7.740.023.00S*



6 Positions
2 + 3 + PE, Insert for Pins

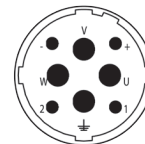
M40 Power Panel Connector, Male Thread, Flange Standard Threaded and TWILOCK-S* - Quick Connect

INSERTS INCLUDED, CONTACTS ORDERED SEPARATELY



Type	Part Number
Front Mounting, Flange 40 x 40 mm 4 x Holes Ø 4.5 mm	S7.740.043.000

*Intermateable with SpeedTEC® (Twilock-S)
 4 x Holes Ø 4.5 mm..... S7.740.043.00S*



8 Positions
4 + 3 + PE, Insert for Pins

*UNDER DEVELOPMENT

M40 Power Connectors

M40 POWER CONNECTORS

HOUSINGS

M40 Power Panel Connector with Knurled Nut, Female Thread, Flange


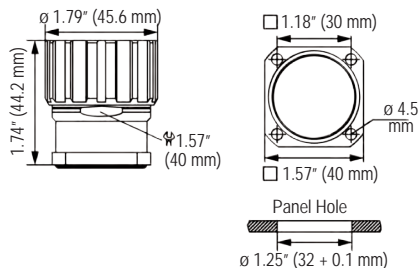
INSERTS INCLUDED, CONTACTS ORDERED SEPARATELY

Type

Part Number

Front Mounting, Flange 40 x 40 mm

4 x Holes Ø 4.5 mm..... S7.744.023.000



6 Positions
2 + 3 + PE, Insert for Sockets

M40 Power Panel Connector With Knurled Nut, Female Thread, Flange

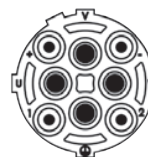
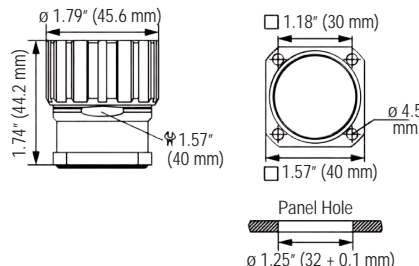
INSERTS INCLUDED, CONTACTS ORDERED SEPARATELY

Type

Part Number

Front Mounting, Flange 40 x 40 mm

4 x Holes Ø 4.5 mm..... S7.744.043.000



8 Positions
4 + 3 + PE, Insert for Sockets

M40 Power Right Angle Panel Connector, Rotatable 327° TWILOCK-S*- Quick Connect, Male Thread

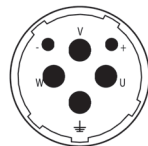
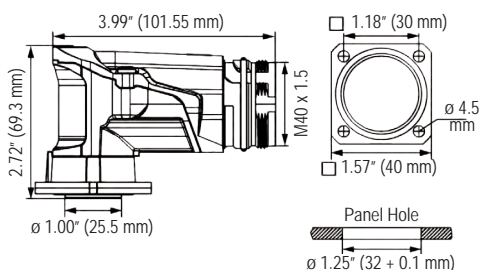
INSERTS INCLUDED, CONTACTS ORDERED SEPARATELY

Type

Part Number

327° Rotatable, Flange 40 x 40 mm

*Intermateable with SpeedTEC®
4 x Holes Ø 4.5 mm..... S7.749.023.00S*



6 Positions
2 + 3 + PE, Insert for Pins

M40 Power Right Angle Panel Panel Connector, Rotatable 327° TWILOCK-S*- Quick Connect, Male Thread

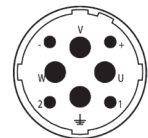
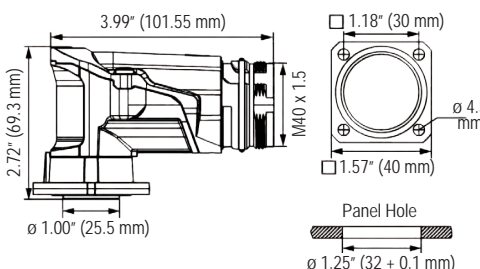
INSERTS INCLUDED, CONTACTS ORDERED SEPARATELY

Type

Part Number

327° Rotatable, Flange 40 x 40 mm

*Intermateable with SpeedTEC®
4 x Holes Ø 4.5 mm..... S7.749.043.00S*



8 Positions
4 + 3 + PE, Insert for Pins

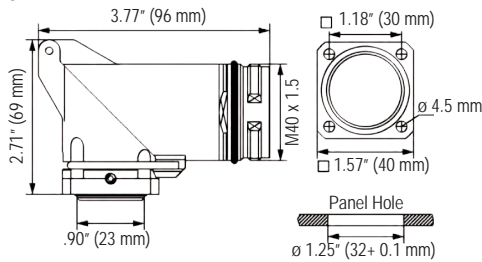
* UNDER DEVELOPMENT

M40 POWER CONNECTORS

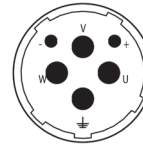
HOUSINGS, ACCESSORIES

M40 Power Right Angle Panel Connector, Male Thread, Rotatable 330°

INSERTS INCLUDED, CONTACTS ORDERED SEPARATELY



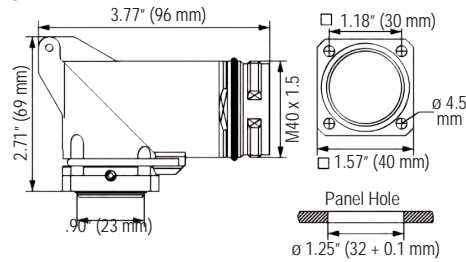
Type	Part Number
330° Rotatable, Flange 40 x 40 mm 4 x Holes Ø 4.5 mm.....	S7.743.023.000



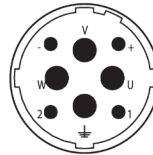
6 Positions
2 + 3 + PE, Insert for Pins

M40 Power Right Angle Panel Connector, Male Thread, Rotatable 330°

INSERTS INCLUDED, CONTACTS ORDERED SEPARATELY



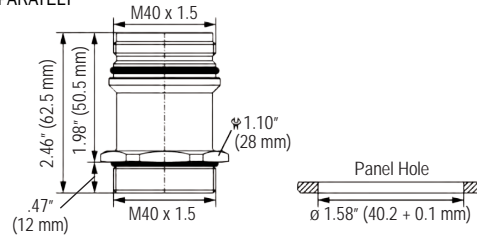
Type	Part Number
330° Rotatable, Flange 40 x 40 mm 4 x Holes Ø 4.5 mm.....	S7.743.043.000



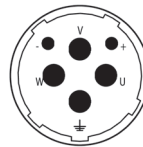
8 Positions
4 + 3 + PE, Insert for Pins

M40 Power Straight Connector, Male Thread, Single Hole

INSERTS INCLUDED, CONTACTS ORDERED SEPARATELY



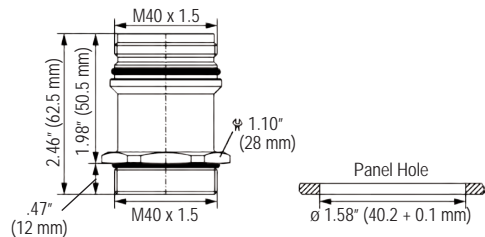
Type	Part Number
Front Mounting, Single Hole Thread M40 x 1.5.....	S7.742.023.000



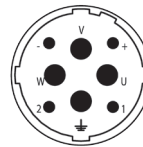
6 Positions
2 + 3 + PE, Insert for Pins

M40 Power Straight Connector, Male Thread, Single Hole

INSERTS INCLUDED, CONTACTS ORDERED SEPARATELY



Type	Part Number
Front Mounting, Single Hole Thread M40 x 1.5.....	S7.742.043.000



8 Positions
4 + 3 + PE, Insert for Pins

M40 Power Accessories



Plastic Protective Cap for connectors with Female thread..... S7.000.900.152



Plastic Protective Cap for connectors with Male thread..... S7.000.900.151



Brass Protective Cap for connectors with Female thread S7.015.900.103



Brass Protective Cap for connectors with Male thread S7.015.900.102



Adapter Flange for Straight Connectors..... S7.010.900.129



Crimp Tool for manual crimping of machined crimp contacts up to 10 mm² (AWG 8) for power connectors S7.000.900.902



Crimp Tool for manual crimping of machined crimp contacts 16 mm² (AWG 6) S7.000.900.903



Brass Protective Cap with rope for connectors with Female thread S7.015.9S1.003



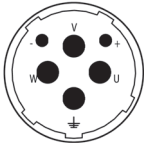

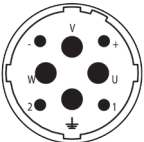
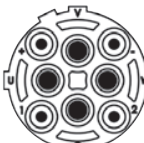
Brass Protective Cap with rope for connectors with Male thread S7.015.9S1.002

















Conduit Adapter
Nylon Conduit DN 23..... S7.010.900.215
Nylon Conduit DN 29..... S7.010.900.217

M40 POWER CONNECTORS

INSERTS, CONTACTS

M40 Power Contact Arrangement, Mating View	Number of Poles	Required Contacts
 <p>INSERTS INCLUDED, CONTACTS ORDERED SEPARATELY</p>	Insert for Pins 2 + 3 + PE.....	2 x Crimp Pins 2 mm 4 x Crimp Pins 3.6 mm
	Insert for Sockets 2 + 3 + PE.....	2 x Crimp Sockets 2 mm 4 x Crimp Sockets 3.6 mm
	Insert for Pins 4 + 3 + PE.....	4 x Crimp Pins 2 mm 4 x Crimp Pins 3.6 mm
	Insert for Sockets 4 + 3 + PE.....	4 x Crimp Sockets 2 mm 4 x Crimp Sockets 3.6 mm

*UNDER DEVELOPMENT

M40 Power Contacts	Type	Crimp Range	Part Number
	Crimp Pin 2 mm, machined.....	0.25 - 1 mm ² (AWG 24 - 17).....	S7.015.952.003*
	Crimp Pin 2 mm, machined.....	0.75 - 4 mm ² (AWG 18 - 12)	S7.015.952.001
	Crimp Socket 2 mm, machined.....	0.25 - 1 mm ² (AWG 24 - 17)	S7.015.952.004*
	Crimp Socket 2 mm, machined.....	0.75 - 4 mm ² (AWG 18 - 12)	S7.015.952.002
	Crimp Pin 3.6 mm, machined.....	1.5 - 4 mm ² (AWG 16 - 12).....	S7.015.953.601
	Crimp Socket 3.6 mm, machined	1.5 - 4 mm ² (AWG 16 - 12).....	S7.015.953.602
	Crimp Pin 3.6 mm, machined.....	6 mm ² (AWG 10).....	S7.015.953.611
	Crimp Socket 3.6 mm, machined	6 mm ² (AWG 10).....	S7.015.953.612
	Crimp Pin 3.6 mm, machined.....	10 mm ² (AWG 8).....	S7.015.953.621
	Crimp Pin 3.6 mm, machined.....	10 mm ² (AWG 8).....	S7.015.953.623
	Crimp Socket 3.6 mm, machined	10 mm ² (AWG 8).....	S7.015.953.622
	Crimp Socket 3.6 mm, machined	10 mm ² (AWG 8).....	S7.015.953.624
	Crimp Pin 3.6 mm, machined.....	16 mm ² (AWG 6).....	S7.015.953.631
	Crimp Socket 3.6 mm, machined.....	16 mm ² (AWG 6).....	S7.015.953.632

M40 Power Connectors